

Rigid Conduit

Pull Elbows and Conduit Fittings



CI7204 / CI7206



Zinc Die Cast Locknut

CI7304 (-G) / CI7310 (-G)



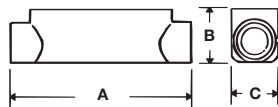

-G: with gasket

Cat. No.	Trade Size (in.)	Dimensions (in.)		
		A	B	C
Pull Elbows, Rigid to Box (Zinc Alloy)				
CI7204	1/2	1-5/16	1-1/8	—
CI7206	3/4	1-5/8	1-5/16	
Pull Elbows, Rigid to Rigid (Zinc Alloy)				
CI7304	1/2	1-5/16	1-1/8	—
CI7306	3/4	1-7/16	1-5/16	
CI7304-G	1/2	1-5/16	1-1/8	
CI7306-G	3/4	1-7/16	1-5/16	
CI7308-G	1	2	1-5/8	
CI7310-G	1-1/4	2-1/4	2	

CICA-1/2 / CICA-2



CICA-2-1/2 / CICA-4

Cat. No.	Trade Size (in.)	Dimensions (in.)		
		A	B	C
Rigid Conduit Fittings - "C" Type (Cast Aluminum)				
CICA-1/2	1/2	4-7/8	1-3/8	1-3/8
CICA-3/4	3/4	5-9/16	1-1/2	1-7/16
CICA-1	1	6-1/2	1-3/4	1-3/4
CICA-1-1/4	1-1/4	8-5/8	1-15/16	2-1/2
CICA-1-1/2	1-1/2	8-5/8	2-11/16	2-1/2
CICA-2	2	10-15/16	3	3-3/16
CICA-2-1/2	2-1/2	12-3/4	5-1/8	4-1/4
CICA-3	3	12-3/4	5-1/8	4-1/4
CICA-3-1/2	3-1/2	15	6-1/2	5-1/4
CICA-4	4	15	6-1/2	5-1/4

CILRL-1/2 / CILRL-2



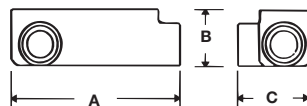
Supplied with 2 covers

CILL-2 1/2 / CILL-4



Rigid Conduit Fittings - "LRL" Type (Cast Aluminum)				
CILRL-1/2	1/2	4-7/16	1-11/16	2-1/8
CILRL-3/4	3/4	5-3/16	1-7/8	2-1/4
CILRL-1	1	6	2-3/16	2-1/2
CILRL-1-1/4	1-1/4	7-15/16	2-3/4	3-1/2
CILRL-1-1/2	1-1/2	7-15/16	3-1/4	3-1/2
CILRL-2	2	10-3/16	3-11/16	4-1/8
Rigid Conduit Fittings - "LL" Type (Cast Aluminum)				
CILL-2 1/2	2-1/2	12-1/4	5-1/8	5-3/4
CILL-3	3	12-1/4	5-1/8	5-3/4
CILL-3 1/2	3-1/2	14-3/8	6-1/4	6-3/4
CILL-4	4	14-3/8	6-1/4	6-3/4
Rigid Conduit Fittings - "LR" Type (Cast Aluminum)				
CILR-2 1/2	2-1/2	12-1/4	5-1/8	5-3/4
CILR-3	3	12-1/4	5-1/8	5-3/4
CILR-3 1/2	3-1/2	14-3/8	6-1/4	6-3/4
CILR-4	4	14-3/8	6-1/4	6-3/4

CILR-2 1/2 / CILR-4



Gaskets and covers are included with all rigid conduit fittings
CICA-1/2 to CICA-2 and all CILRL are also suitable for use with EMT conduit

Rigid Conduit

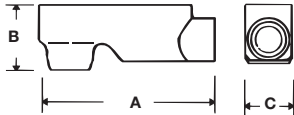
Conduit Fittings and Accessories



CILBA-1/2 / CILBA-2



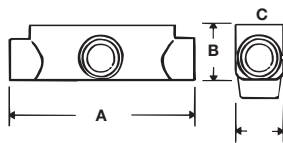
CIELBA-2 1/2 / CIELBA-4



CITA-1/2 / CITA-4



CITBA-1/2 / CITBA-2



Cat. No.	Trade Size (in.)	Dimensions (in.)		
		A	B	C
Rigid Conduit Fittings - "LB" Type (Cast Aluminum)				
CILBA-1/2	1/2	4-5/16	1-1/2	1-3/8
CILBA-3/4	3/4	4-15/16	1-7/8	1-9/16
CILBA-1	1	6-1/16	2-1/16	1-13/16
CILBA-1-1/4	1-1/4	7-7/8	2-15/16	2-1/2
CILBA-1-1/2	1-1/2	7-7/8	3-1/16	2-1/2
CILBA-2	2	10	3-3/4	3-3/16
CIELBA-2 1/2	2-1/2	13-3/8	5-1/4	5-1/8
CIELBA-3	3	13-3/8	5-1/4	5-1/8
CIELBA-3 1/2	3-1/2	16-1/8	6-11/16	5-7/8
CIELBA-4	4	16-1/8	6-11/16	5-7/8
Rigid Conduit Fittings - "T" Type (Cast Aluminum)				
CITA-1/2	1/2	4-7/8	1-3/8	2-1/16
CITA-3/4	3/4	5-9/16	1-3/4	2-1/8
CITA-1	1	6-1/2	2	2-1/2
CITA-1-1/4	1-1/4	8-11/16	2-5/8	3-1/2
CITA-1-1/2	1-1/2	8-11/16	3	3-9/16
CITA-2	2	10-7/8	3-1/4	4-3/16
CITA-2-1/2	2-1/2	12-5/8	6-3/8	5-3/4
CITA-3	3	12-5/8	6-3/8	5-3/4
CITA-3-1/2	3-1/2	14-7/8	7-1/8	6-3/4
CITA-4	4	14-7/8	7-1/8	6-3/4
Rigid Conduit Fittings - "TB" Type (Cast Aluminum)				
CITBA-1/2	1/2	4-3/8	1-3/8	1-3/8
CITBA-3/4	3/4	5-1/8	2-1/8	1-9/16
CITBA-1	1	6	2-1/2	1-13/16
CITBA-1-1/4	1-1/4	8-1/8	3-1/2	2-1/2
CITBA-1-1/2	1-1/2	8-1/8	3-1/2	2-1/2
CITBA-2	2	10-1/4	4-5/16	3-1/8

Gaskets and covers are included with all rigid conduit fittings
 CILBA and CITA-1/2 to CITA-2 are also suitable for use with EMT conduit

CIBC-1/2 / CIBC-2



CIG-1/2 / CIG-2



Cat. No.	Trade Size (in.)
Blank Covers for Aluminum Conduit Fittings (Stamped Aluminum)	
CIBC-1/2	1/2
CIBC-3/4	3/4
CIBC-1	1
CIBC-1-1/4	1-1/4
CIBC-2	2

For 1-1/2, use CIBC-1-1/4
 Screws not included

Cat. No.	Trade Size (in.)
Gaskets for Aluminum Conduit Fittings (Neoprene)	
CIG-1/2	1/2
CIG-3/4	3/4
CIG-1	1
CIG-1-1/4	1-1/4
CIG-2	2

For 1-1/2, use CIBC-1-1/4