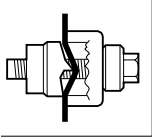


SLUG-BUSTER® KNOCKOUTS

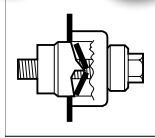
Slug-Buster® Knockout Punches 0.492" to 2.520"



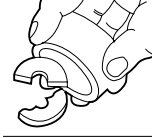
- The contractor's choice – worldwide
- Unique punch profile also splits slugs for easier slug removal
- Use with battery-powered, hydraulic, ratchet or manual drivers
- Uses standard Greenlee dies and draw studs
- Slug-Buster® punches available in sizes up thru 2.52" (64.0 mm)
- Knockouts Made in the USA



Unique Slug-Buster® punch design creases slug as the punch is drawn into the die.



Slug is split in half as punching operation is completed.



Split slugs fall free from the die and stud.

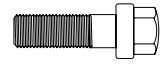
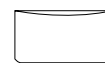
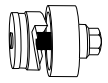
SPECIFICATIONS

- Capacity** Mild steel up through 10 gauge (3.5 mm).
Application Punch mild steel, aluminum, fiberglass and plastic.
Hole Sizes Conduit Sizes- Hole size is outside diameter of US conduit sizes. i.e 1/2" conduit actually 7/8"
 Pg Sizes-European standard pipe sizes.
 ISO Sizes- International Standards Organization pipe sizes.
Operation Battery, hydraulic, ratchet or manual drivers. When used with ratchet, hydraulic or battery drivers, buy the punch and die only; the draw stud is part of the driver kit.

PUNCH UNIT

◇ Individually packaged in point of purchase clamshell for display opportunities

REPLACEMENT PARTS



PUNCH UNIT INCLUDES PUNCH, DIE AND DRAW STUD		CONDUIT & PIPE	HOLE SIZE ACTUAL		CAPACITY MILD STEEL		REPLACEMENT PUNCH		REPLACEMENT DIE		REPLACEMENT MANUAL DRAW STUD		
CAT. NO.	UPC NO.	SIZE	Ø INCH	Ø MM	GA.	MM	CAT. NO.	UPC NO.	CAT. NO.	UPC NO.	CAT. NO.	UPC NO.	
06727	06727	—	—	0.492	12.5	16	1.5	06728	06728	06729	06729	1675AV	04218
7211EBB-15.2	31989	—	—	0.598	15.2	14	2.0	31969	31969	32002	32002	00042	00042
35177	35177	—	—	0.638	16.2	14	2.0	35163	35163	35162	35162	00042	00042
7211EBB-18.6	31990	—	—	0.732	18.6	14	2.0	31970	31970	32003	32003	00042	00042
12307	12307	—	3/4	—	19.1	14	2.0	12306	12306	12305	12305	00042	00042
7211EBB-20.4	31991	—	—	0.803	20.4	14	2.0	31971	31971	32004	32004	00042	00042
7211BB-1/2	31962	1/2"	7/8	0.885	22.5	10	3.5	721-1/2	31756	14722	14722	00042	00042
◇	◇	1/2"	7/8	0.885	22.5	10	3.5	721-1/2P◇	01980	14722P◇	01992	00042P	06678
12338	12338	—	15/16	—	23.8	14	2.0	12340	12340	12339	12339	00042	00042
35178	35178	—	1	1.000	25.4	14	2.0	35165	35165	35164	35164	00042P	06678
12341	12341	—	1-1/16	—	27	14	2.0	12343	12343	12342	12342	00042	00042
7211BB-3/4	31963	3/4"	—	1.115	28.3	10	3.5	721-3/4	31757	124AV	06972	249AVBB	04040
◇	◇	3/4"	—	1.115	28.3	10	3.5	721-3/4P◇	01981	124AVP◇	01993	249AVBBP◇	01987
7211EBB-28.3	31993	—	—	1.115	28.3	14	2.0	31973	31973	32006	32006	00042	00042
60246	60246	—	1-7/32	1.210	30.5	10	3.5	60237	60237	36278	36278	249AVBB	04040
36508	36508	—	1-7/32	1.210	30.5	14	2.0	36284	36284	36279	36279	00042	00042
12308	12308	—	1-1/4	—	31.8	16	1.5	12309	12309	12310	12310	00042	00042
35179	35179	—	—	1.280	32.5	10	3.5	35169	35169	35168	35168	249AVBB	04040
7211BB-1	31964	1"	—	1.362	34.6	10	3.5	721-1	31758	126AV	04011	249AVBB	04040
◇	◇	1"	—	1.362	34.6	10	3.5	721-1P◇	01982	126AVP◇	01994	249AVBBP◇	01987
7211EBB-37	31995	—	—	1.457	37.0	10	3.5	31975	31975	32008	32008	249AVBB	04040
12313	12313	—	1-1/2	—	38.1	10	3.0	12312	12312	12311	12311	249AVBB	04040
35180	35180	—	—	1.595	40.5	10	3.5	35158	35158	35159	35159	249AVBB	04040
12347	12347	—	1-5/8	—	41.3	10	3.0	12349	12349	12348	12348	249AVBB	04040
7211BB-1-1/4	31965	1-1/4"	—	1.701	43.2	10	3.5	721-1-1/4	31759	128AV	04013	249AVBB	04040
◇	◇	1-1/4"	—	1.701	43.2	10	3.5	721-1-1/4P◇	01983	128AVP◇	01995	249AVBBP◇	01987
12316	12316	—	1-3/4	—	44.5	10	3.0	12315	12315	12314	12314	249AVBB	04040
7211EBB-47	31996	—	—	1.850	47.0	10	3.5	31976	31976	32009	32009	304AVBB	04042
12350	12350	—	1-7/8	—	47.6	10	3.0	12354	12354	12352	12352	304AVBB	04042
7211BB-1-1/2	31966	1-1/2"	—	1.951	49.6	10	3.5	721-1-1/2	31760	440AV	04061	304AVBB	04042
◇	◇	1-1/2"	—	1.951	49.6	10	3.5	721-1-1/2P◇	01984	440AVP◇	01996	304AVBBP◇	01988
35181	35181	—	2	2.000	50.8	10	3.5	35160	35160	35161	35161	304AVBB	04042
36171	36171	—	2-1/8	2.125	54.0	10	3.5	36172	36172	36173	36173	304AVBB	04042
12351	12351	—	2-1/4	—	57.2	10	3.0	12355	12355	12353	12353	304AVBB	04042
7211EBB-60	31998	—	—	2.362	60.0	10	3.5	31978	31978	32011	32011	304AVBB	04042
7211BB-2	31967	2"	2-3/8	2.416	61.5	10	3.5	721-2	31761	442AV	04063	304AVBB	04042
◇	◇	2"	2-3/8	2.416	61.5	10	3.5	721-2P◇	01985	442AVP◇	01997	304AVBBP◇	01988
35182	35182	—	—	2.520	64.0	10	3.5	35167	35167	35166	35166	304AVBB	04042

Slug-Buster SC® (Self-Centering)



- Save time and ensure accuracy! Self-centering punch aligns itself on pilot hole
- No need to draw crosshairs or line up die alignment marks
- Unique punch also splits slugs for easier slug removal
- US Patent No. 6,973,729
- Knockouts Made in the USA



WEIGHT

CAT NO.	UPC NO.	DESCRIPTION	LBS.	KG
10800	10800	1/2" to 2" Conduit Size Slug-Buster SC® Knockout Punch Set	4.8	2.2

10800 SLUG-BUSTER SC® KNOCKOUT KIT INCLUDES

CAT NO.	UPC NO.	DESCRIPTION	CONDUIT SIZE	HOLE SIZE
77P-1/2P	11261	1/2" Punch Buster, SC	1/2"	0.885
14722	14722	1/2" Die Rd.	1/2"	0.885
77P-3/4P	11262	3/4" Punch Buster, SC	3/4"	1.115
124AV	06972	3/4" Die Rd.	3/4"	1.115
77P-1P	11263	1" Punch Buster, SC	1"	1.362
126AV	04011	1" Die Rd.	1"	1.362
77P-1-1/4P	11264	1-1/4" Punch Buster, SC	1-1/4"	1.701
128AV	04013	1-1/4" Die Rd.	1-1/4"	1.701
77P-1-1/2P	11265	1-1/2" Punch Buster, SC	1-1/2"	1.951
440AV	04061	1-1/2" Die Rd.	1-1/2"	1.951
77P-2P*	11266	2" Punch Buster, SC	2"	2.416
442AV	04063	2" Die Rd.	2"	2.416



PUNCH UNIT		CONDUIT & PIPE SIZE	HOLE SIZES		PUNCH ONLY		DIE ONLY		STUD ONLY	
CAT NO.	UPC NO.		INCH	MM	CAT NO.	UPC NO.	CAT NO.	UPC NO.	CAT NO.	UPC NO.
77U-1/2	10801	1/2"	.885	22.2	77P-1/2P	11261	14722P	01992	00042	00042
77U-3/4	10802	3/4"	1.115	28.3	77-3/4P	11262	124AVP	01993	249AVBBP	01987
10807	10807	-	1.210	30.5	11357	11357	36278	36278	249AVBB	04040
77U-1	10803	1"	1.362	34.6	77P-1P	11263	126AVP	01994	249AVBBP	01987
77U-1-1/4	10804	1-1/4"	1.701	43.2	77P-1-1/4P	11264	128AVP	01995	249AVBBP	01987
77U-1-1/2	10805	1-1/2"	1.951	49.6	77P-1-1/2P	11265	440AVP	01996	304AVBBP	01988
77U-2	10806	2"	2.416	61.4	77P-2P*	11266	442AVP	01997	304AVBBP	01988