



3VA Molded Case Circuit Breakers



3VA Accessories for Locking, Blocking and Interlocking

Selection

Locking, Blocking, & Interlocking

	Type	For molded case circuit breakers/rated current				Part Number
		3VA5 125A	3VA5 250A	3VA6 150A 250A	3VA5 3VA6 400A 600A	
	Bowden cable					
	▪ Length 0.6 m	✓	✓	✓	✓	3VA9980-0VC10
	▪ Length 1.0 m	✓	✓	✓	✓	3VA9980-0VC20
	▪ Length 1.5 m	✓	✓	✓	✓	3VA9980-0VC30
	Mounting frame for rear interlock with rod ^②					
	The following are required for the complete mounting frame kit:					
	▪ Profile poles	✓	✓	✓	✓	3VA9078-0VK10
	▪ Mounting Plates	✓	—	—	—	3VA9138-0VK20
		—	✓	—	—	3VA9238-0VK20
		—	—	✓	—	3VA9248-0VK20
		—	—	—	✓	3VA9448-0VK20

Cover frame for door cut-out

	Cover frame for door cut-out for molded case circuit breaker	✓	—	—	—	3VA9033-0SB10
	▪ 3-pole, door cut-out without trip unit	—	✓	✓	—	3VA9143-0SB10
		—	—	—	✓	3VA9373-0SB10
	Cover frame for door cut-out for molded case circuit breaker	✓	—	—	—	3VA9033-0SB20
	▪ 3-pole, door cut-out with trip unit	—	✓	—	—	3VA9233-0SB20
		—	—	✓	—	3VA9143-0SB20
		—	—	—	✓	3VA9343-0SB20
	Cover frame for door cut-out for molded case circuit breaker	✓	—	—	—	3VA9034-0SB10
	▪ 4-pole, door cut-out without trip unit	—	✓	✓	—	3VA9144-0SB10
		—	—	—	✓	3VA9374-0SB10
	Cover frame for door cut-out for molded case circuit breaker	✓	—	—	—	3VA9034-0SB20
	▪ 4-pole, door cut-out with trip unit	—	✓	—	—	3VA9234-0SB20
		—	—	✓	—	3VA9144-0SB20
		—	—	—	✓	3VA9344-0SB20
	Cover frame for door cut-out for MO320 motor operators	✓	—	—	—	3VA9033-0SB10
	—	✓	✓	—	3VA9237-0SB30	
	—	—	—	✓	3VA9377-0SB30	
Cover frame for door cut-out for front mounted rotary operators	✓	—	—	—	3VA9033-0SB10	
	—	✓	✓	—	3VA9143-0SB10	
	—	—	—	✓	3VA9373-0SB10	
Cover frame for door cut-out for front mounted rotary operator with door interlock	—	—	—	✓	3VA9377-0SB30	
Cover frame for door cut-out for door feedthrough	—	✓	✓	—	3VA9233-0SB20	
	—	—	—	✓	3VA9333-0SB20	
	Labeling plate for cover frame					3VA9087-0SX10

② 2 mounting plates are required. They are screwed onto the profile rail that can be ordered above. Different breakers can be mutually interlocked.

③ Breakers with plug-in unit can be mounted on the mounting plates, but the profile rails cannot be used.