



The Keene General purpose floodlights offer energy saving LED technology for long life and reduced maintenance. Versatile and stylish with two different sizes to choose from provides application flexibility for ground mount, wall mount, or pole mount installations. Ideal for sign lighting, building facades, security lighting, and general purpose floodlighting applications.

Project: _____

Location: _____

Cat. No: _____

Type: _____

Qty: _____

Notes: _____

Ordering guide

example: FL300-NW-G1-T-FL-8-BZ

Luminaire	LED Color	Generation	Mounting	Distribution	Voltage	Finish
<input type="text"/>	NW	G1	<input type="text"/>	FL	<input type="text"/>	BZ
FL150 LED Floodlight 150W ³	NW Neutral White 4000K, 80CRI	G1 Generation 1	T¹ Trunnion Mount	FL Flood	6 347VAC	BZ Bronze
FL300 LED Floodlight 300W			T¹ Trunnion Mount S² Slip Fitter Mount		8 120-277VAC ³	

1. T Trunnion Mount only available with FL150 & FL300
2. S Slip Fitter Mount only available with FL300
3. 120-277v not available with FL150

LED Wattage and Lumen Values

Neutral White Ordering Codes	Total LEDs	LED Current (mA)	Color Temp. (K)	Average System Wattage ¹	Lumen Output ^{1,2}	Efficacy (LPW)
FL150-NW-G1-T-FL-8-BZ	248	4200	4000	146	16,325	112
FL300-NW-G1-T or S-FL-8-BZ	544	2100	4000	301	34,025	113

1. Wattage and lumen output may vary by +/- 8% due to LED manufacturer forward volt specification and ambient temperature. Wattage shown is average for 120V through 277V input. Actual wattage may vary by an additional +/- 10% due to actual input voltage.

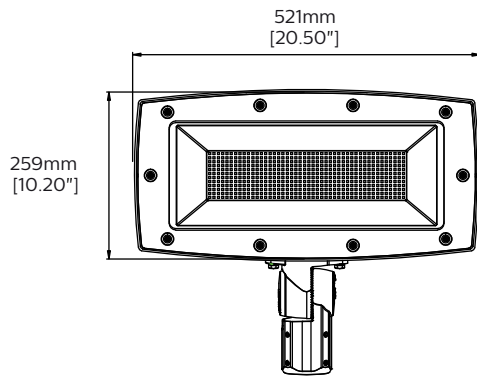
2. Lumen values based on photometric tests performed in compliance with IESNA LM-79.

NOTE: Contact outdoorlighting.applications@philips.com for additional photometric tests or information.

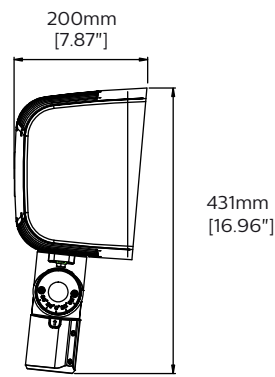
LED General purpose flood

FL150/300

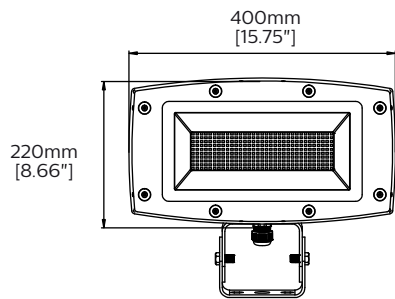
Dimensions



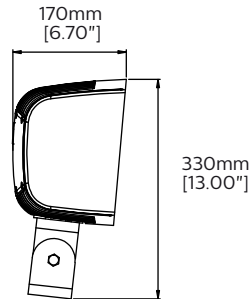
FL300-S Front



FL300-S Side



FL150-T

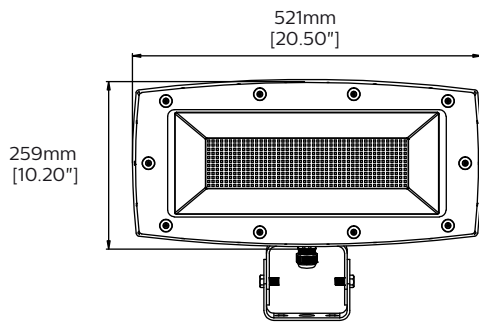


FL150-T

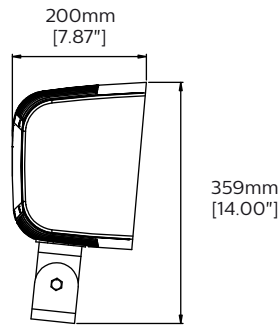
LED General purpose flood

FL150/300

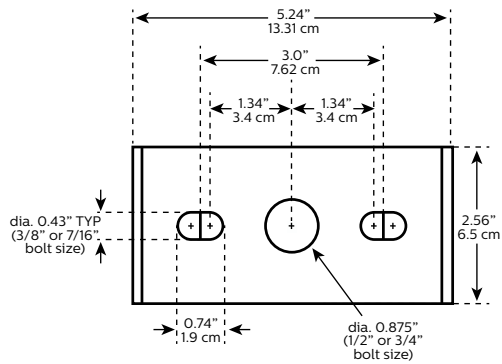
Dimensions (continued)



FL300-T Front



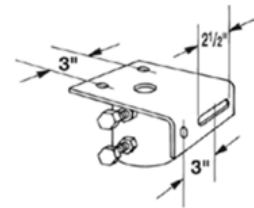
FL300-T Side



Trunnion Mount Bolt Pattern

Accessory

(ordered separately, field installed)



BT10

Mounting adapter for trunnion, fits 2-3/8" O.D. tenon, bronze finish.

EPA and Weight

Product	Effective Projected Area (EPA-ft ²)			Weight
	0° Aim	45° Aim	90° Aim	
FL150-T	0.784	0.915	1.089	21.3lbs (9.7kg)
FL300-T	1.199	1.369	1.604	33.6lbs (15.2kg)
FL300-S	1.199	1.449	1.649	33lbs (15kg)

LED General purpose flood

FL150/300

Specifications

Housing and Heat Sink

Single piece die cast aluminum alloy. Housing also acts as a heat sink, designed to ensure high efficacy and superior cooling by natural convection. Air flow pattern always close to LEDs and driver optimizing their efficiency and life. Product does not use any cooling device with moving parts (only passive cooling).

Mounting

Suitable for mounting within 4' (1.2m) of the ground.

Trunnion (T, see Ordering guide): Integral structural steel adjustable trunnion (T) for direct surface mounting, painted for resistance to corrosion, with bolt to lock in aiming angle. Ships fully assembled, ready to install. Six foot (6' or 1.83m) watertight STW 16 gauge cord exits out of Housing for connection by others, IP66 liquid tight connector to seal cord exit point.

Slip Fitter (S, see Ordering guide): Integral die cast Aluminum adjustable slip fitter (S) fits 2-3/8" O.D. tenon, includes set screws for securing luminaire to tenon, with aiming angle markings and bolt to lock in aiming angle. Ships fully assembled, ready to install. Six inch (6" or 152mm) leads exit out of Slip Fitter for field connections.

Lens

Heat and impact resistant tempered glass lens with one piece silicone gasket surrounding the entire perimeter of the LED light engine and electronics compartment providing an IP66 seal. Lens secured with screws and recessed sleeve washers outside of gasket perimeter. Lens includes silk screen to help reduce glare and for aesthetic purposes.

Light Engine

Composed of 3 main components: LED Module / Optical System / Driver. Electrical components are RoHS compliant. LEDs tested by ISO 17025-2005 accredited lab in accordance with IESNA LM-80 guidelines extrapolations in accordance with IESNA TM-21. Metal core substrate ensures greater heat transfer and longer lifespan.

LED Module

Composed of mid-power performance white LEDs. Color temperature as per ANSI/NEMA bin Neutral White, 4000 Kelvin nominal (3985 +/- 275K or 3710K to 4260K), CRI 80 Min.

Optical System

Flood distribution, optimized for target lumens and a superior lighting uniformity. Photometric performance shall be tested per LM-79 (IESNA) certifying its photometric performance and published in accordance with LM-63.

Driver

High power factor of 90% min. Electronic driver, operating range 50/60 Hz, Class 1 or Class 2.

Other Integrated Features

Surge Protection: Each luminaire is provided as standard with surge protector (SP1 or SP1HV) tested in accordance with ANSI/IEEE C62.45 per ANSI/IEEE C62.41.2 Scenario I Category C High Exposure 10kV/10kA waveforms for Line Ground, Line Neutral and Neutral Ground.

Wiring

Insulated internal wiring located inside the housing, silicone seals all places where wiring passes through openings including sealed going into the knuckle or exiting the luminaire for trunnion mount. Due to the inrush current that occurs with electronic drivers, recommend using a time delay or slow blow fuse to avoid unnecessary and unwanted fuse blowing that can occur with fast acting fuses.

Hardware

All exposed screws shall be stainless steel and/or corrosion resistant and captive. All seals and sealing devices are made and/or lined with EPDM and/or silicone and/or rubber.

Finish

Fade and abrasion resistant, electrostatically applied, thermally cured, triglycidic isocyanurate (TGIC) polyester powdercoat textured bronze finish.

LED Products Manufacturing Standard

The electronic components sensitive to electrostatic discharge (ESD) such as light emitting diodes (LEDs) are assembled in compliance with EC61340-5-1 and ANSI/ESD S20.20 standards so as to eliminate ESD events that could decrease the useful life of the product.

Vibration Resistance

Slip Fitter mount meets the ANSI C136.31 Luminaire vibration specifications for bridge/overpass applications (3G).

Certifications and Compliance

cULus Listed for Canada and USA. DesignLights Consortium qualified. Entire luminaire is rated for operation in ambient temperature of -40°C (-40°F) up to +40°C (+104°F).

IP66 Rating

Entire luminaire including light engine and driver/electrical compartment IP66 rated in all aiming positions including upward aiming floodlighting applications.

Limited Warranty

5-year limited warranty. See signify.com/warranties for details and restrictions. Visit our eCatalog or contact your local sales representative for more information.

Predicted Lumen Depreciation Data

Ambient Temperature °C	System Current	L ₇₀ per TM21 ^{1,2}	Lumen Maintenance @ 54,000hrs
25°C	4200 mA	>54,000	84%

- L₇₀ is the predicted time when LED performance depreciates to 70% of initial lumen output.
- Calculated per IESNA TM 21-11. Published L₇₀ hours limited to 6 times actual LED test hours.

