



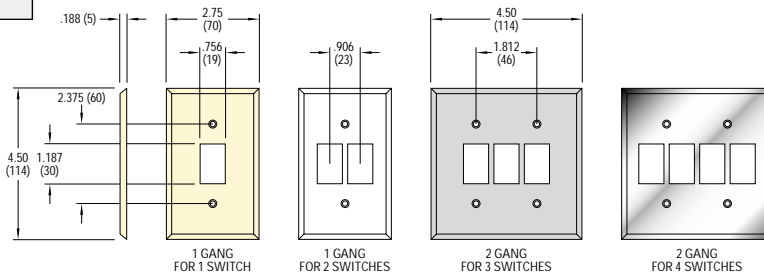
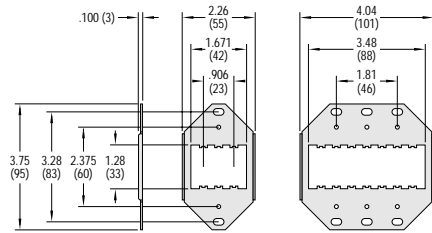
Switch Plates and Brackets

STANDARD SWITCH PLATES are available in single-gang size for one or two RS2 series switches or RA2 series accessories, and 2-gang size for three or four switches or accessories. They come in ivory, white or gray nylon and 302 stainless steel. Switches and accessories snap into a metal bracket (included with each RP2 plate) which mounts to a standard single- or 2-gang wallbox. Single-gang plates are furnished with an RPB2-1 bracket and 2-gang plates with an RPB2-2 bracket. All necessary mounting screws are included.



RP2 SERIES SWITCH PLATE AND RPB2 SERIES BRACKET DIMENSIONS

Catalog #	Description	Color / Material
Switch Plates		
RP2-112	1-Gang for 1 Switch	Ivory Nylon
RP2-116	1-Gang for 1 Switch	Stainless Steel
RP2-117	1-Gang for 1 Switch	White Nylon
RP2-119	1-Gang for 1 Switch	Gray Nylon
RP2-122	1-Gang for 2 Switches	Ivory Nylon
RP2-126	1-Gang for 2 Switches	Stainless Steel
RP2-127	1-Gang for 2 Switches	White Nylon
RP2-129	1-Gang for 2 Switches	Gray Nylon
RP2-232	2-Gang for 3 Switches	Ivory Nylon
RP2-236	2-Gang for 3 Switches	Stainless Steel
RP2-237	2-Gang for 3 Switches	White Nylon
RP2-239	2-Gang for 3 Switches	Gray Nylon
RP2-242	2-Gang for 4 Switches	Ivory Nylon
RP2-246	2-Gang for 4 Switches	Stainless Steel
RP2-247	2-Gang for 4 Switches	White Nylon
RP2-249	2-Gang for 4 Switches	Gray Nylon
Brackets		
RPB2-1	1-Gang for 1 or 2 Switches	Steel
RPB2-2	2-Gang for 3 or 4 Switches	Steel



ALL DIMENSIONS ARE TYPICAL
inches (millimeters)

switch plates