

WLRS, WLRD and WLGf wet location covers for cast iron or aluminum device boxes

For NEMA configuration receptacle interiors and GFCI receptacles

Applications:

WLRS, WLRD and WLGf wiring device covers are designed to meet the total NEC Code requirements for wet and damp locations:

- Wherever portable equipment is required
- As general purpose utility receptacle covers
- For industrial, commercial or residential use
- In areas where electrical requirements do not exceed medium duty ratings
- To mount FS and FD single-gang or multi-gang boxes having individual cover openings (see Section 2F for listings)
- To mount on most flush device boxes (see Accessories section)

Features:

WLRS, WLRD and WLGf covers:

- Self-closing spring door assures protection of wiring device at all times, in wet and damp locations
- One-piece EPDM gasket provides environmental protection of wiring device at all times
- EPDM gasketing material offers excellent resistance to ozone, weather and temperature extremes of -50°F to 260°F
- Die cast copper-free aluminum construction with aluminum lacquer finish provides maximum corrosion resistance
- Positive ground path ensured for all exposed metal parts

NEMA configuration receptacle interiors:

- Comply with NEMA standards WD-1 and WD-5
- Grounded through an extra contact in all types except three-phase applications; self-grounded in duplex variety
- Back and side wired
- Offered in single and duplex configurations for use with standard plugs

Certifications and compliances:

- ANSI/UL standard: 514A
- NEC Code 406.9
- OSHA standards, sub-part "S"
- NEMA standards WD-1, 1983 (straight blade) and WD-5, 1982 (locking type)

Standard materials:


- WLRS, WLRD and WLGf face plate and cover – die cast copper-free aluminum
- Cover hinge spring – stainless steel
- Cover screws – corrosion-resistant metal
- Gasket – ethylene propylene rubber (EPDM)

Standard finish:

- Copper-free aluminum – aluminum lacquer

Electrical ratings:

- 15 amperes; 125, 250, 277 volts
- 20 and 30 amperes; 125, 250, 277, 480, 600, 125/250, 208/120, 480/277, 600/347 volts



Typical installation

Accessories (ordered separately):

- | Description | Cat. # |
|-------------------------------|--------|
| • Flush mounting adapter..... | WLRA-1 |
- Required for mounting on device boxes*

Ordering information:

Spring door covers – with gasket For NEMA configuration round receptacles



Cat. # Single cover	Diameter	Cat. # Duplex cover	Diameter
WLRS1	1 3/8"	WLRD1 ^A	1 3/8"
WLRS2	1 1/2"		

Spring door covers – with gasket For GFCI receptacles in wet locations



Cat. # Horizontal mount for flush device boxes	Cat. # Horizontal mount for FS and FD device boxes	Cat. # Vertical mount for FS and FD device boxes
WLGf	WLGf FS	WLGf FSv

^AHorizontal mount only.





WLRS, WLRD and WLGf wet location covers for cast iron or aluminum device boxes





For NEMA configuration receptacle interiors and GFCI receptacles

Ordering information (continued):

Covers with and without NEMA configuration receptacles





For non-locking blade plugs


Type	Volts	NEMA configuration	Cat. # Complete cover with receptacle assembly	Cat. # Spring door cover and gasket only [Ⓢ]
Single device				
2-pole, 3-wire grounding, 15A	125	 5-15R	WLRS 5 15	WLRs1
	250	 6-15R	WLRS 6 15	WLRs1
2-pole, 3-wire grounding, 20A	125	 5-20R	WLRS 5 20	WLRs1
	250	 6-20R	WLRS 6 20	WLRs1

Type	Volts	NEMA configuration	Cat. # Complete cover with receptacle assembly	Cat. # Spring door cover and gasket only [Ⓢ]
Duplex device				
2-pole, 3-wire grounding, 15A	125	 5-15R	WLRD 5 15	WLRD1
	250	 6-15R	WLRD 6 15	WLRD1
2-pole, 3-wire grounding, 20A	125	 5-20R	WLRD 5 20	WLRD1
	250	 6-20R	WLRD 6 20	WLRD1

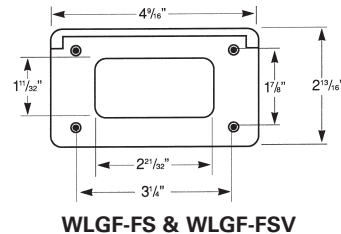
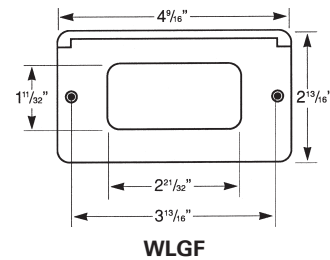
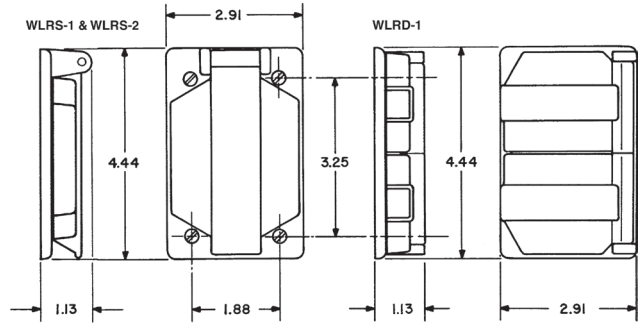
Covers with and without NEMA configuration receptacles

For locking blade plugs

Type	Volts	NEMA configuration	Cat. # Complete cover with receptacle assembly	Cat. # Spring door cover and gasket only [Ⓢ]
Single device				
2-pole, 3-wire grounding, 15A	125	 L5-15R	WLRS L5 15	WLRs1
	250	 L6-15R	WLRS L6 15	WLRs1
2-pole, 3-wire grounding, 20A	125	 L5-20R	WLRS L5 20	WLRs2
	250	 L6-20R	WLRS L6 20	WLRs2

Type	Volts	NEMA configuration	Cat. # Complete cover with receptacle assembly	Cat. # Spring door cover and gasket only [Ⓢ]
Duplex device				
2-pole, 3-wire grounding, 15A	125	 L5-15R	WLRD L5 15	WLRD1

Dimensions (in inches):



[Ⓢ] Must be used with a wet locations rated wiring device.