

Condulet Form 7 SnapPack conduit bodies

Pre-assembled body, gasket and cover

Applications:

Form 7 Condulets are installed in conduit systems to:

- Act as pull outlets for conductors being installed
- Provide an opening for making splices and taps in conductors
- Connect conduit sections
- Provide taps for branch conduit runs
- Make 90° bends in conduit runs
- Provide access to conductors in a conduit system for maintenance and future system changes

Features:

- All SnapPack™ product is individually bar-coded to facilitate more efficient inventory control
- Distributors and end-users need to stock a single SKU instead of three separate component numbers – order the body, cover and gasket with one catalog number, saving transaction costs, and making product selection and merchandising fast and easy
- Form 7 conduit bodies are compact with a round back design for neat, efficient installations
- Conduit hubs have tapered threads and integral bushings for protection of wire insulation
- Many shapes and trade sizes available
- Sheet steel wedge nut cover is provided with integral gasket; the wedge nut design facilitates installation and removal; nuts and screws are held captive in cover
- Cover screws are stainless steel with a combination slotted and Phillips head, for easy installation and superior corrosion protection

Certifications and compliances:

- UL standard: 514B
- CSA standard: C22.2 No. 18
- UL50E dusttight Type 12








Standard materials:

- Body – Feraloy iron alloy
- Gasket – urethane
- Cover – sheet steel
- Cover screws – stainless steel

Standard finishes:

- Feraloy – electrogalvanized with aluminum acrylic paint
- Sheet steel – electrogalvanized

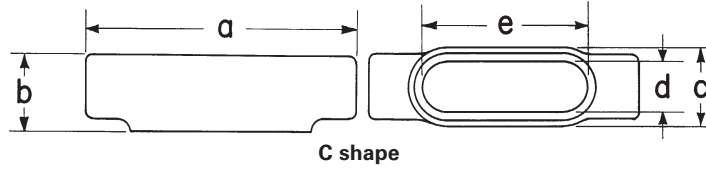
Ordering information:

Hub size	Shape	Cat. #	
1/2"	C	C17 CG	
3/4"	C	C27 CG	
1"	C	C37 CG	
1 1/4"	C	C47 CG	
1 1/2"	C	C57 CG	
2"	C	C67 CG	
1/2"	LB	LB17 CG	
3/4"	LB	LB27 CG	
1"	LB	LB37 CG	
1 1/4"	LB	LB47 CG	
1 1/2"	LB	LB57 CG	
2"	LB	LB67 CG	
1/2"	LL	LL17 CG	
3/4"	LL	LL27 CG	
1"	LL	LL37 CG	
1 1/4"	LL	LL47 CG	
1 1/2"	LL	LL57 CG	
2"	LL	LL67 CG	
1/2"	LR	LR17 CG	
3/4"	LR	LR27 CG	
1"	LR	LR37 CG	
1 1/4"	LR	LR47 CG	
1 1/2"	LR	LR57 CG	
2"	LR	LR67 CG	
1/2"	T	T17 CG	
3/4"	T	T27 CG	
1"	T	T37 CG	
1 1/4"	T	T47 CG	
1 1/2"	T	T57 CG	
2"	T	T67 CG	
1/2"	TB	TB17 CG	
3/4"	TB	TB27 CG	
1"	TB	TB37 CG	
1 1/4"	TB	TB47 CG	
1 1/2"	TB	TB57 CG	
2"	TB	TB67 CG	
1/2"	X	X17 CG	
3/4"	X	X27 CG	
1"	X	X37 CG	
1 1/4"	X	X47 CG	
1 1/2"	X	X57 CG	
2"	X	X67 CG	

Form 7 Condulets and covers are available in additional configurations, sizes and materials. For a complete listing of Form 7, Form 8 and Mark 9 conduit bodies and covers, see pages 6-13.

Condulet conduit bodies – cast iron or aluminum

Dimensions (in inches):



Form 7 C

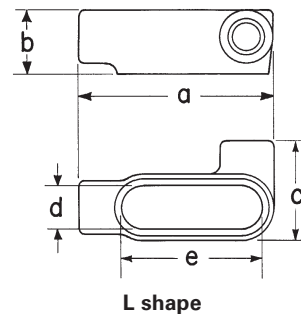
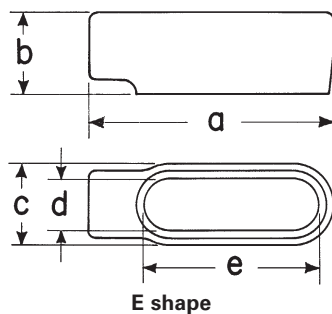
Hub size	½"	¾"	1"	1¼"	1½"	2"	2½"	3"
a	5⅝	6	7	7⅞	8⅞	9⅞	12	11¼
b	1⅜	1⅝	1⅞	2⅞	2⅞	3⅞	3⅞	4⅞
c	1⅜	1⅞	1¾	2⅞	2⅞	3	4¼	4¼
d	1⅝	1⅞	1⅞	1¾	1⅞	2⅞	3⅞	3⅞
e	3⅞	3⅞	4½	5	5⅞	6⅞	8⅞	8⅞

Form 8 C

Hub size	½"	¾"	1"	1¼"	1½"	2"	2½"	3"
a	5⅞	6⅞	7⅞	8½	10⅞	12¼	15⅞	15⅞
b	1⅞	1⅞	1⅞	2⅞	2⅞	3⅞	4⅞	4⅞
c	1⅞	1⅞	1¾	2⅞	2¼	3¼	5	5
d	1	1⅞	1⅞	1¾	2⅞	3	4¼	4¼
e	3⅞	3⅞	4⅞	5⅞	6⅞	8⅞	10⅞	10⅞

Mark 9 C

Hub size	½"	¾"	1"	1¼"	1½"	2"	2½"	3"	3½"	4"
a	4⅞	5⅞	6⅞	7⅞	8⅞	10⅞	15⅞	15⅞	18¼	18¼
b	1⅞	1⅞	1⅞	2⅞	2⅞	3⅞	4⅞	4⅞	5⅞	5⅞
c	1⅞	1⅞	1¾	2⅞	2⅞	3⅞	5	5	6¼	6¼
d	1⅞	1¼	1⅞	1⅞	2⅞	2⅞	4¼	4¼	5⅞	5⅞
e	3⅞	3⅞	4⅞	5⅞	5⅞	8⅞	10⅞	10⅞	13⅞	13⅞



Form 7 E

Hub size	½"	¾"	1"
a	4⅞	5⅞	6
b	1⅞	1⅞	1⅞
c	1⅞	1⅞	1¾
d	1⅞	1⅞	1⅞
e	3⅞	3⅞	4½

Form 7 L

Hub size	½"	¾"	1"	1¼"	1½"	2"
a	4⅞	5⅞	6	6½	7⅞	8⅞
b	1⅞	1⅞	1⅞	2⅞	2⅞	3⅞
c	2¼	2⅞	2¾	3⅞	3⅞	4⅞
d	1⅞	1⅞	1⅞	1¾	1⅞	2⅞
e	3⅞	3⅞	4½	5	5⅞	6⅞