

Quik-Loc 600 volt G series grounded plugs

Quik-Loc "G" series is constructed with durable elastomeric compound, machined manganese bronze coupler and copper alloy contact design.

Heavy duty ground spring provides sturdy circuit-to-ground contact and coupler to ensure electrical safety.

Certifications and compliances:

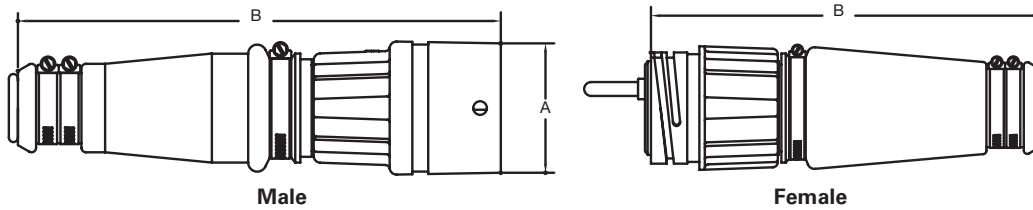
- CSA certified on File No. LR13963 for mining applications



Ordering information:

Max. single-pole conductor size (AWG)	600V connector amperage rating ^A	Dimensions (approximate inches)		Cat. # Male	Cat. # Female	Protective cap for plug receptacle	
		A	B			Cat. # For male	Cat. # For female
For AC 3 power + 1 ground without pilot circuit contacts							
2/0	225	4 ³ / ₁₆	14 ¹ / ₁₆	X8339-1G	X8339-2G	3325656-6	3325656-5
4/0	325	5	16 ¹ / ₂	X8340-5G	X8340-4G	3325656-8	3325656-7
For AC 3 power + 1 ground with pilot circuit contacts							
#8	75	4	13 ⁷ / ₁₆	X8343-5G	X8343-4G	3325656-2	3325656-1
#4	125	3 ⁷ / ₈	13	X8344-5G	X8344-4G	3325656-4	3325656-3
#2	160	4 ³ / ₁₆	14 ¹ / ₁₆	X8345-5G	X8345-6G	3325656-6	3325656-5
2/0	225	4 ⁵ / ₈	13 ¹⁵ / ₁₆	X8346-2G	X8646-1G	3325656-8	3325656-7
4/0	325	6 ⁷ / ₁₆	21 ¹⁵ / ₁₆	X8347-2G	X8347-1G	3325656-10	3325656-9
400 MCM	500	7 ⁷ / ₁₆	29 ⁷ / ₁₆	X8348-3G	X8348-2G	3325656-12	3325656-11

Dimensions:



Ordering information – set screw kits:

Cat. #	Description
K3318346	X8343 series long set screw kit
K3318347	X8344 series long set screw kit
K3318348	X8345 series long set screw kit
K3318349	X8346 series long set screw kit
K3318350	X8347 series long set screw kit

^AThis is the connector rating only. Operating rating must be based on cable capacity. Cable rating CANNOT exceed connector rating.

11P

Quik-Loc 600 volt "G" series grounded dusttight receptacles

Quik-Loc "G" series receptacle mates with attachable plug to ensure reliable electrical connection and environmental protection.

Certifications and compliances:

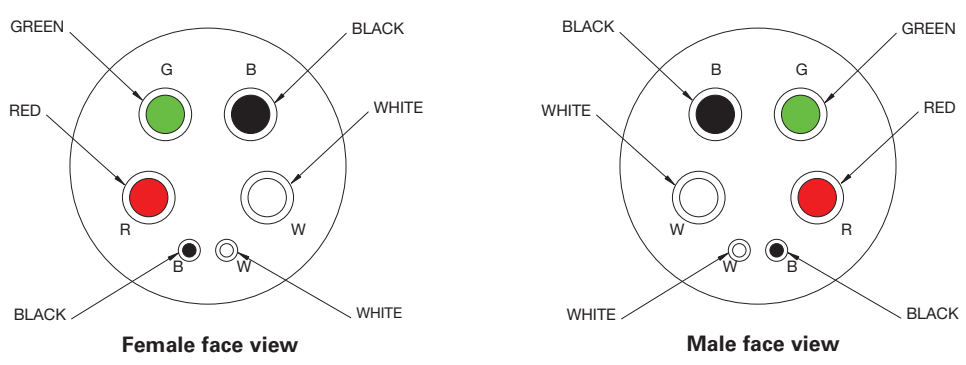
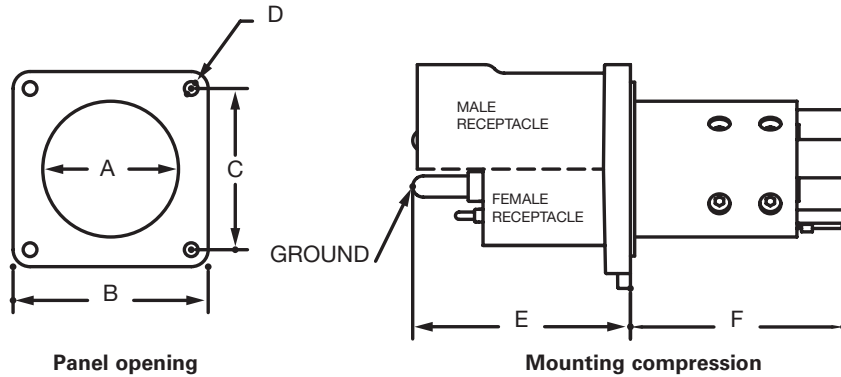
- CSA certified on File No. LR13963 for mining applications



Ordering information:

Receptacle amperage rating	Cat. # Male	Cat. # Female	Dimensions (approximate inches)						Cat. # Pilot short circuiting cap or female receptacle
			A	B	C	D	E	F	
For AC 3 power + 1 ground without pilot circuit contacts									
225	X8339-13C	X8339-3C	2 ⁵ / ₈	4	3 ¹ / ₄	5 ⁵ / ₁₆	6 ¹ / ₁₆	4 ¹⁵ / ₁₆	
325	X8340-2C	X8340-10C	3	4 ¹ / ₂	3 ¹ / ₂	3 ³ / ₈	6 ¹ / ₂	5 ⁵ / ₁₆	
For AC 3 power + 1 ground with pilot circuit contacts									
75	X8343-16C	X8343-12C	2	3 ³ / ₈	2 ³ / ₄	5 ⁵ / ₁₆	5 ⁵ / ₁₆	4	X8343-7
125	X8344-2C	X8344-1C	2 ⁵ / ₁₆	3 ³ / ₈	2 ¹ / ₈	5 ⁵ / ₁₆	5 ⁵ / ₁₆	4 ¹ / ₂	X8344-6
160	X8345-15C	X8345-10C	2 ⁷ / ₈	4	3 ¹ / ₄	5 ⁵ / ₁₆	5 ¹¹ / ₁₆	4 ¹⁵ / ₁₆	X8345-3
225	X8346-13C	X8346-8C	3	4 ¹ / ₂	3 ¹ / ₂	3 ³ / ₁₆	6 ¹ / ₁₆	5 ⁵ / ₁₆	X8346-3
325	X8347-13C	X8347-8C	4	6	4 ³ / ₄	7 ¹ / ₁₆	6 ¹⁵ / ₁₆	6 ¹ / ₁₆	X8347-3
500	X8348-10B	X8348-7B	5	7 ¹ / ₄	5 ⁵ / ₈	9 ¹ / ₁₆	8 ⁷ / ₈	6 ¹ / ₄	X8348-8

Dimensions:



11P