


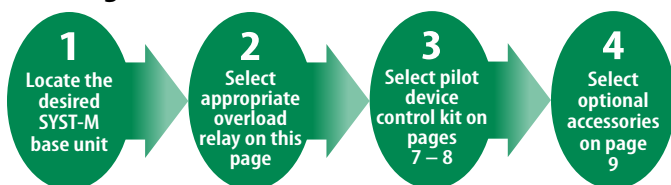


**Direct Mount ZB Thermal Overload Relays for SYST-M Starters**





Overload Relay	Adjustable Setting Range	Auxiliary Contacts		For use with SYST-M starter...	Short-Circuit Protection (Max 600V AC) ①		Catalog Number	Price
		NO	NC		Fuses (A)	Circuit Breaker (A)		
	0.1 – 0.16	1	1	All series "10"	1	25	ZB12-0,16	92
	0.16 – 0.24	1	1		1	25	ZB12-0,24	92
	0.24 – 0.4	1	1		1	25	ZB12-0,4	92
	0.4 – 0.6	1	1		1	25	ZB12-0,6	92
	0.6 – 1	1	1		3	25	ZB12-1	92
	1 – 1.6	1	1		6	25	ZB12-1,6	92
	1.6 – 2.4	1	1		6	25	ZB12-2,4	92
	2.4 – 4	1	1		15	25	ZB12-4	92
	4 – 6	1	1		20	25	ZB12-6	92
	6 – 10	1	1		40	25	ZB12-10	92
	9 – 12	1	1		60	30	ZB12-12	92
	12 – 16	1	1		60	30	ZB12-16	92
	10 – 16	1	1	All series "20"	60	30	ZB32-16	98
	16 – 24	1	1		90	30	ZB32-24	98
	24 – 32	1	1		125	40	ZB32-32	120
	24 – 40	1	1	All series "30"	125	125	ZB65-40	145
	40 – 57	1	1		200	150	ZB65-57	165
	50 – 65	1	1		200	150	ZB65-65	165




**Ordering Instructions**



① Observe the maximum permissible fuse of the contactor with direct device mounting.

**Pilot Device Kits for Non-reversing SYSTM-M Starters**

Kit	Description	Catalog Number	Price
	<ul style="list-style-type: none"> <li>One green START pushbutton</li> <li>One red STOP pushbutton</li> </ul>	SYSTM-SS	51
	French inscriptions <ul style="list-style-type: none"> <li>One green MARCHE pushbutton</li> <li>One red ARRÊT pushbutton</li> </ul>	SYSTM-SS-F	51
	<ul style="list-style-type: none"> <li>One green START pushbutton</li> <li>One red STOP pushbutton</li> <li>One red pilot light with ON legend plate (LED element with 85 – 264V operating range)</li> </ul>	SYSTM-SS/PL	82
	French inscriptions <ul style="list-style-type: none"> <li>One green MARCHE pushbutton</li> <li>One red ARRÊT pushbutton</li> <li>One red pilot light with MARCHE legend plate (LED element with 85 – 264V operating range)</li> </ul>	SYSTM-SS/PL-F	82
	<ul style="list-style-type: none"> <li>One red pilot light with ON legend plate (LED element with 85 – 264V operating range)</li> </ul>	SYSTM-PL	43
	French inscriptions <ul style="list-style-type: none"> <li>One red pilot light with MARCHE legend plate (LED element with 85 – 264V operating range)</li> </ul>	SYSTM-PL-F	43
	<ul style="list-style-type: none"> <li>2-position OFF-ON selector switch</li> </ul>	SYSTM-00	39
	French inscriptions <ul style="list-style-type: none"> <li>2-position “MARCHE-ARRÊT” selector switch</li> </ul>	SYSTM-00-F	39

Kit	Description	Catalog Number	Price
	<ul style="list-style-type: none"> <li>2-position OFF-ON selector switch</li> <li>One red pilot light with ON legend plate (LED element with 85 – 264V operating range)</li> </ul>	SYSTM-00/PL	69
	French inscriptions <ul style="list-style-type: none"> <li>2-position “MARCHE-ARRÊT” selector switch</li> <li>One red pilot light with MARCHE legend plate (LED element with 85 – 264V operating range)</li> </ul>	SYSTM-00/PL-F	69
	<ul style="list-style-type: none"> <li>3-position HAND-0-AUTO selector switch</li> </ul>	SYSTM-HOA	44
	French inscriptions <ul style="list-style-type: none"> <li>3-position MAN-0-AUTO selector switch</li> </ul>	SYSTM-HOA-F	44
	<ul style="list-style-type: none"> <li>3-position HAND-0-AUTO selector switch</li> <li>One red pilot light with ON legend plate (LED element with 85 – 264V operating range)</li> </ul>	SYSTM-HOA/PL	75
	French inscriptions <ul style="list-style-type: none"> <li>3-position MAN-0-AUTO selector switch</li> <li>One red pilot light with MARCHE legend plate (LED element with 85 – 264V operating range)</li> </ul>	SYSTM-HOA/PL-F	75

**Ordering Instructions**

