Fuse holder terminal blocks

for 6,35 x 25,4 mm 1/4 x 1 in. and 6,35 x 32 mm 1/4 x 1 1/4 in. fuses

Compression clamp

DIN 1 - DIN 3

End stop		th. 9 mm	BADL	V0	0399 903.02
End stop		th. 9,1 mm	BAM	V2	0103 002.26
End stop		th. 9,1 mm	BAM V0	V0	0199 306.03
Rail		35 x 7,5 x 1	PR3.Z2		0174 300.17
Rail		35 x 15 x 2,3	PR4		0168 500.12
Rail		35 x 15 x 1,5	PR5		0168 700.22
Rail		32 x 15 x 1,5	PR1.Z2		0163 050.04

Other end stops, rails and accessories : see section on accessories.

Notes

The use of some accessories may decrease the block's voltage rating. For more information, consult us.

MU 10/13.SF2

Spacing 13 mm *(.512")*

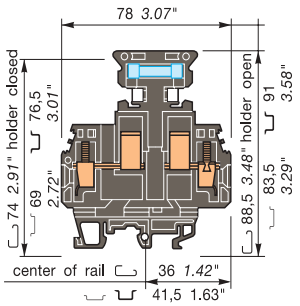

13 mm block for fusion indicator (to be ordered separately).

Colour	Type	Part numbers
Black V0	MU 10/13.SF2	0199 014.11

Characteristics

Wire size		NFC DIN	UL	CSA
Compression clamp	Solid wire	0,5-16 mm²	22-10 AWG	6 AWG max.
	Stranded wire	0,5-10 mm²	22-10 AWG	6 AWG max.

Voltage			
Rated	750 V Gr.C (1)	600 V (1)	600 V (1)
Pulse			
Pollution degree			

Current			
Rated	16 A	16 A	16 A

Wire size			
Rated / Gauge	10 mm²	10 AWG	6 AWG

Wire stripping length	Recomm. screwdriver	Recomm. torque	Protection
12 mm *.47"*	5,5 mm *.22"*	1,2-1,4 Nm *10.6-12.3 lb.in*	IP 20 *NEMA 1*

MU 10/14,5.SF2

Spacing 14,5 mm *(.571")*

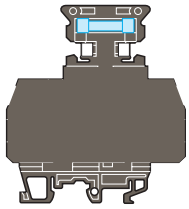

14,5 mm block for fusion indicator (to be ordered separately).

Colour	Type	Part numbers
Black V0	MU 10/14,5.SF2	0199 013.10

Characteristics

Wire size		NFC DIN	UL	CSA
Compression clamp	Solid wire	0,5-16 mm²	22-10 AWG	6 AWG max.
	Stranded wire	0,5-10 mm²	22-10 AWG	6 AWG max.

Voltage			
Rated	750 V Gr.C (1)	600 V (1)	600 V (1)
Pulse			
Pollution degree			

Current			
Rated	16 A	16 A	16 A

Wire size			
Rated / Gauge	10 mm²	10 AWG	6 AWG

Wire stripping length	Recomm. screwdriver	Recomm. torque	Protection
12 mm *.47"*	5,5 mm *.22"*	1,2-1,4 Nm *10.6-12.3 lb.in*	IP 20 *NEMA 1*

Accessories

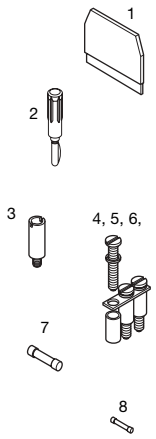

		MU 10/13.SF2 Type			Part numbers	MU 10/14,5.SF2 Type			Part numbers
1	End section black	FEM13U	V0	th. 1,5 mm	0199 635.24	delivered with the block			
2	Test plug	FC2		DIA. 2 mm	0007 865.26	FC2		DIA. 2 mm	0007 865.26
		FC4		DIA. 4 mm	0167 860.01	FC4		DIA. 4 mm	0167 860.01
3	Test socket	AL2		DIA. 2 mm	0163 043.21	AL2		DIA. 2 mm	0163 043.21
		AL3		DIA. 3 mm	0163 261.00	AL3		DIA. 3 mm	0163 261.00
		AL4		DIA. 4 mm	0163 262.01	AL4		DIA. 4 mm	0163 262.01
4	Standard jumper bar	BJS131		10 poles	0175 991.11				
5	Screw for **BJ**	VJS11			0163 394.26				
6	Washer for **BJ**	RDJ11			0168 783.01				
7	Fuse 6,35 x 32 Quick blow fuse cartridge as per UTE 93435	FU633		6,35 x 32		FU633		6,35 x 32	
				0,25 A	0168 554.03			0,25 A	0168 554.03
				0,63 A	0168 555.04			0,63 A	0168 555.04
				1 A	0168 556.05			1 A	0168 556.05
				1,6 A	0168 557.06			1,6 A	0168 557.06
				2,5 A	0168 558.17			2,5 A	0168 558.17
				4 A	0168 559.10			4 A	0168 559.10
				6,3 A	0168 560.15			6,3 A	0168 560.15
				10 A	0168 561.02			10 A	0168 561.02
				16 A	0168 562.03			16 A	0168 562.03
8	Fusion indicator	LEN	Neon	110 - 230 VAC	0167 075.25	LEN	Neon	110 - 230 VAC	0167 075.25
			Neon	480 VAC	0103 909.00		Neon	480 VAC	0103 909.00
		Leakage current with neon indicator < 0,5 mA (110 & 480 VAC) < 0,7 mA (230 VAC)				Leakage current with neon indicator < 0,5 mA (110 & 480 VAC) < 0,7 mA (230 VAC)			
R	See section on markers marking method	(11)	(17) Sides of block	(26)		(11)	(17) Sides of block	(26)	

Note : (1) Insulation voltage of terminal block - operating voltage : according to fuse.