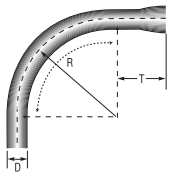


## CONDUIT ELBOWS

| Size inches | Part Number | Product Code | D inches | T inches | R inches |
|-------------|-------------|--------------|----------|----------|----------|
|-------------|-------------|--------------|----------|----------|----------|

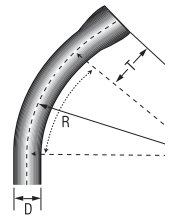
### 90° Elbows c/w Solvent Bell End (Bell End x Plain End)



\*plain end x plain end only

|        |        |        |       |       |       |
|--------|--------|--------|-------|-------|-------|
| 1/2    | EE1090 | 069081 | 0.840 | 1.500 | 4.00  |
| 3/4    | EE1590 | 069082 | 1.050 | 1.500 | 4.50  |
| 1      | EE2090 | 069083 | 1.315 | 1.875 | 5.75  |
| 1-1/4  | EE2590 | 069084 | 1.660 | 2.000 | 7.25  |
| 1-1/2  | EE3090 | 069085 | 1.900 | 2.000 | 8.25  |
| 2      | EE3590 | 069086 | 2.375 | 2.000 | 9.50  |
| 2-1/2  | EE4090 | 069087 | 2.875 | 3.000 | 10.50 |
| 3      | EE4590 | 069088 | 3.500 | 3.125 | 13.00 |
| 3-1/2* | EE5090 | 069089 | 4.000 | 3.250 | 15.00 |
| 4      | EE5590 | 069090 | 4.500 | 3.375 | 16.00 |
| 5      | EE6090 | 069091 | 5.563 | 3.625 | 24.00 |
| 6      | EE6590 | 069092 | 6.625 | 3.750 | 30.00 |
| 8*     | EE7090 | 069099 | 8.622 | 8.300 | 48.00 |

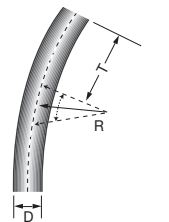
### 45° Elbows c/w Solvent Bell End (Bell End x Plain End)



\*plain end x plain end only

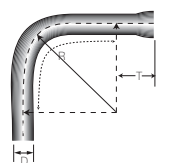
|        |        |        |       |       |       |
|--------|--------|--------|-------|-------|-------|
| 1/2    | EE1045 | 069201 | 0.840 | 1.500 | 4.00  |
| 3/4    | EE1545 | 069202 | 1.050 | 1.500 | 4.50  |
| 1      | EE2045 | 069203 | 1.315 | 1.875 | 5.75  |
| 1-1/4  | EE2545 | 069204 | 1.660 | 2.000 | 7.25  |
| 1-1/2  | EE3045 | 069205 | 1.900 | 2.000 | 8.25  |
| 2      | EE3545 | 069206 | 2.375 | 2.000 | 9.50  |
| 2-1/2  | EE4045 | 069207 | 2.875 | 3.000 | 10.50 |
| 3      | EE4545 | 069208 | 3.500 | 3.125 | 13.00 |
| 3-1/2* | EE5045 | 069209 | 4.000 | 3.250 | 15.00 |
| 4      | EE5545 | 069210 | 4.500 | 3.375 | 16.00 |
| 5      | EE6045 | 069211 | 5.563 | 3.625 | 24.00 |
| 6      | EE6545 | 069212 | 6.625 | 3.750 | 30.00 |
| 8*     | EE7045 | 069213 | 8.622 | 8.300 | 48.00 |

### 30° Elbows Plain End x Plain End



|       |        |        |       |       |       |
|-------|--------|--------|-------|-------|-------|
| 1/2   | EE1030 | 069241 | 0.840 | 1.500 | 4.00  |
| 3/4   | EE1530 | 069242 | 1.050 | 1.500 | 4.50  |
| 1     | EE2030 | 069243 | 1.315 | 1.875 | 5.75  |
| 1-1/4 | EE2530 | 069244 | 1.660 | 2.000 | 7.25  |
| 1-1/2 | EE3030 | 069245 | 1.900 | 2.000 | 8.25  |
| 2     | EE3530 | 069246 | 2.375 | 2.000 | 9.50  |
| 2-1/2 | EE4030 | 069247 | 2.750 | 3.000 | 10.50 |
| 3     | EE4530 | 069248 | 3.500 | 3.125 | 13.00 |
| 3-1/2 | EE5030 | 069249 | 4.000 | 3.250 | 15.00 |
| 4     | EE5530 | 069250 | 4.500 | 3.375 | 16.00 |
| 5     | EE6030 | 069251 | 5.563 | 3.625 | 24.00 |
| 6     | EE6530 | 069252 | 6.625 | 3.750 | 30.00 |
| 8     | EE7030 | 069254 | 8.622 | 8.300 | 48.00 |

### Utility 90° Elbows c/w Solvent Bell End (Bell End x Plain End)



|   |          |        |       |        |       |
|---|----------|--------|-------|--------|-------|
| 2 | NSL 2-24 | 069257 | 2.375 | 41.200 | 24.00 |
| 2 | NSL 2-36 | 069260 | 2.375 | 31.700 | 36.00 |
| 3 | NSL 3-24 | 069265 | 3.500 | 41.200 | 24.00 |
| 3 | NSL 3-36 | 069261 | 3.500 | 31.700 | 36.00 |
| 4 | NSL 4-36 | 069267 | 4.500 | 31.700 | 36.00 |
| 4 | NSL 4-48 | 069266 | 4.500 | 31.700 | 48.00 |
| 5 | NSL 5-36 | 069263 | 5.563 | 31.700 | 36.00 |
| 6 | NSL 6-36 | 069264 | 6.625 | 31.700 | 36.00 |

CSA Utility 90° Elbows are made from 10 ft. pipe.