

FEATURES & SPECIFICATIONS

INTENDED USE — Ideal where high brightness and high illumination levels are required such as retail, industrial and warehouse applications. **Certain airborne contaminants can diminish the integrity of acrylic and/or polycarbonate.** [Click here for Acrylic-Polycarbonate Compatibility table for suitable uses.](#)

CONSTRUCTION — Heavy-duty, 20-gauge channel, cold-rolled steel.

Sturdy channel cover secured by quarter-turn latch for tool-less access to wireway. Screw-on endplates. Fixtures assembled with snap and screwed together components. Available in a variety of lengths and lamp configurations. Gripper-back design for superior strength and rigidity.

Finish: Five-stage iron-phosphate pretreatment ensures superior paint adhesion and rust resistance. Finish is high-gloss baked white polyester.

ELECTRICAL — Thermally protected, resetting, Class P, HPF, UL listed, CSA Certified ballast is standard. Energy saving and electronic ballasts are sound rated A.

AWM, TFN or THHN wire used throughout, rated for required temperatures.

INSTALLATION — For unit or row installation, surface or suspended mounting. Channel connector furnished standard.

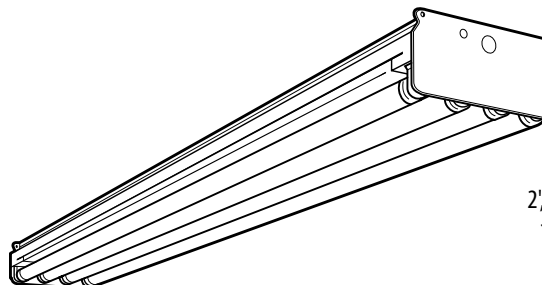
LISTING — UL Listed for 25°C ambient temperatures and damp locations. UL Listed to US and Canadian safety standards. Optional: Mexico NOM.

WARRANTY — 1-year limited warranty. Complete warranty terms located at: www.acuitybrands.com/support/warranty/terms-and-conditions

Note: Actual performance may differ as a result of end-user environment and application. Specifications subject to change without notice.

Catalog Number
Notes
Type

Heavy-Duty Strip

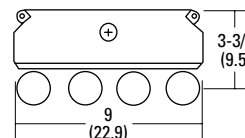


UN

T5/T8
2', 3', 4' or 8' length
1, 2, 3, or 4 lamps
Wide Body

Specifications

Length:	24 (61.0)
	36 (91.4)
	48 (121.9)
	96 (243.8)
Width:	9 (22.9)
Height:	3-3/4 (9.5)



All dimensions are inches (centimeters) unless otherwise noted.

ORDERING INFORMATION

For shortest lead times, configure products using **standard options (shown in bold)**.

Example: 2UN 2 32 MVOLT GEB10IS

Series	Number of Lamps	Lamp Type	Voltage	Options
UN 9" body width	1 ⁴	17 17WT8 (24")	120	<i>Shipped installed in fixture</i>
2UN 1 or 2 lamps in 9" wide body ⁴	2 ⁴	25 25WT8 (36")	277	GEB10IS T8 electronic ballast, ≤10% THD, instant start
For tandem double length unit, add prefix T. Example: T2UN	3	28 28WT5 (48")	347	GEB10RS Electronic ballast, ≤10% THD, rapid start ⁵
	4	32 32WT8 (48")	MVOLT¹	GEB10PS Electronic ballast, program start
	Not included.	48T8 38WT8 (48")		EL Emergency battery pack (nominal 300 lumens), see Life Safety Section ³
		48T8HO 60WT8 800MA (48")		GLR Internal fast-blow fusing ³
		54 54T5HO (46")		GMF Internal slow-blow fusing ³
		96T8 59WT8 (96")		PLR_ Plug-in wiring; specify 1, 2 or 3 branch circuits and hot wires (A=black, B=red, C=blue, AB or AC)
		96T8HO 59WT8 800MA (96")		TILW Tandem in-line wiring
				NOM NOM Certified

Accessories: Order as separate catalog number.

SQ_	Swivel stem hanger (specify length in 2" increments up to 48")
1B	Ceiling spacer, 1.5" to 2.5" from ceiling
TH2UN J2	Tong Hanger for 9" channel (1Pair)
HRUNS1 J2	Hooker™ T-bar hanger, 1-1/2" from ceiling (1 pair)
2UNASR 48	Asymmetric reflector, 4' white ²
WG2UN	Wireguard, 4' white ²

Notes

- 1 Electronic ballast 120-277V.
- 2 Order two for 8' fixtures. For strip channels only.
- 3 Specify voltage.
- 4 One and two lamp available on 2UN.
- 5 347 volt.

Catalog Number	UPC	Description	# of Lamps	Length	Wattage	Voltage	Ballast Type	Energy Star [®] Qualified	Lamp Included	Pallet Qt.	Standard Carton Qty.
UN248H0	745974235040	T12HO heavy-duty strip	2	48"	60W	120V	Electronic, rapid start	N	99	51	1
UN296H0	745973790267	T12HO heavy-duty strip	4	96"	110W	120V	Electronic, rapid start	N	99	51	1

MOUNTING DATA

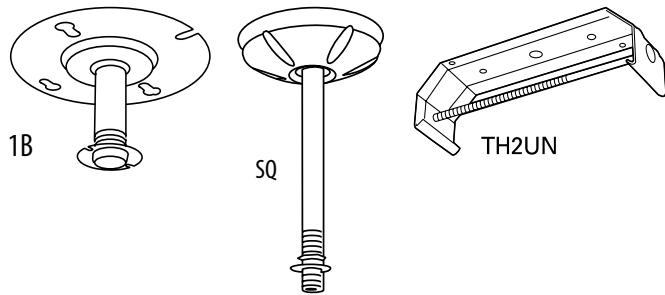
For unit or row installation, surface or suspended mounting. Use hanger appropriate for fixture width.

Unit installation — Minimum of two hangers required.

Row installation — One hanger per channel plus one per row required.

TH2UN Hangers — Minimum two per channel (unit and row).

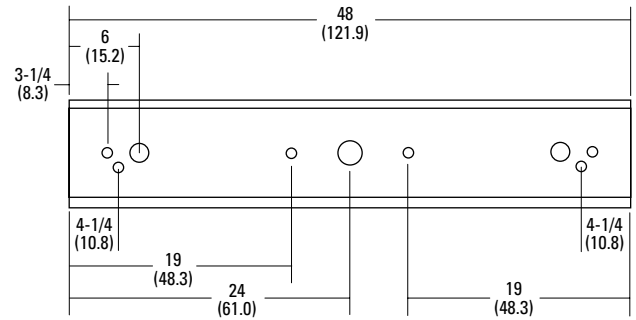
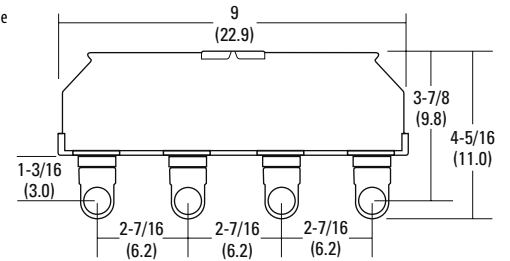
See ACCESSORIES below for hanging devices.



DIMENSIONS

Inches (centimeters). Subject to change without notice.

- A = 1/4 x 1/2 (64 x 13) Oval hole
- C = 7/8 (2.2) Dia. K.O.
- D = 11/16 (1.7) Dia. K.O.
- E = 2 (5.1) Dia. K.O.
- F = 7/16 (1.1) Dia. K.O.



Energy (Calculated in accordance with NEMA standard LE-5)					
LER,FW	ANNUAL ENERGY COST*	LAMP DESCRIPTION	LAMP LUMENS	BALLAST FACTOR	WATTS
87.1	\$2.75	(2) F32T8	2850	.88	55

*Calculated in accordance with NEMA Standards LE-5.