

Motor Protection

Amp-Trap® Bolt-In Series

MEDIUM VOLTAGE FUSES

5.08KV, 7.2KV AND 15.5KV
BOLT-IN FUSES

M
V



Mersen R-Rated fuses are current-limiting, high interrupting rating fuses intended for the short circuit protection of medium voltage motors and motor controllers. R-Rated fuses are back-up fuses that have a minimum interrupting rating, and must be coordinated with overload relays in combination motor starters. The motor starter manufacturer generally specifies the R-Rated fuse size. These fuses are single, double, triple or quadruple barrels 3 inches diameter with end mounts designed for bolting directly to equipment bus or terminal pads.

FEATURES/BENEFITS:

- The Amp-Trap Bolt-in series are UL Recognized.
- Bolt-in mounting for direct connection to bus or terminals.
- Current-limiting for superior equipment protection.
- Metal embossed catalog number and manufacturing date for lasting identification.
- Blown-fuse indicator to give positive identification of open fuse. Amp-Trap: 3" Barrel 2 lb tripped force - 0.50 Inch

HIGHLIGHTS:

- R-Rated
- UL recognized

APPLICATIONS:

- Short circuit protection of medium voltage motors and motor controllers.

Ratings:

Amp-Trap

A051B

- **Volts:** 5.08kV AC
- **Amps:** 2 to 38R
- **IR:** 65kA Sym

A072B

- **Volts:** 7.2kV AC
- **Amps:** 2 to 24R, 19R to 57X
- **IR:** 50kA Sym, 65kA Sym

A155B

- **Volts:** 15.5kV AC
- **Amps:** 9 to 38X
- **IR:** 50kA Sym

APPROVALS:

- UL Recognized File E93367





7.2KV / 15.5KV BOLT-IN FUSES:

7.2kV R-Rated Amp-Trap Bolt-In Series

Catalog No.	Size	Continuous Amp rating at 40°C	Minimum Interrupting Rating RMS Amp	Indicating	1 Phase interrupting rating		No of Barrels	Fig.
					UL Component Recognition Max IR RMS Sym	Max Voltage Tested Max IR RMS Sym		
A072B1D0R0-19R	19R	300	1560	Yes	65kA at 7.2kV	65kA at 7.5kV	1	D
A072B2D0R0-32R	32R	540	3070			65kA at 7.66kV	2	E
A072B2D0R0-38R	38R	600	3480			65kA at 7.66kV	3	F
A072B3DBR0-48X	48X	750	4360			65kA at 7.2kV	3	F
A072B3DBR0-57X	57X	900	5000			65kA at 7.2kV	3	F



15.5kV R-Rated Amp-Trap Bolt-In Series

Catalog No.	Size	Continuous Amp rating at 40°C	Minimum Interrupting Rating RMS Amp	Indicating	1 Phase interrupting rating		No of Barrels	Fig.
					UL Component Recognition Max IR RMS Sym	Max Voltage Tested Max IR RMS Sym		
A155B2D0R0-9R	9R	200	888	Yes	50 kA at 15.5kV	50 kA at 15.5kV	2	G
A155B2D0R0-12R	12R	230	1200				3	H
A155B3D0R0-18X	18X	390	1900				4	J
A155B3D0R0-24X	24X	450	2633					
A155B4D0R0-32X	32X	600	3510					
A155B4D0R0-38X	38X	700	4000					

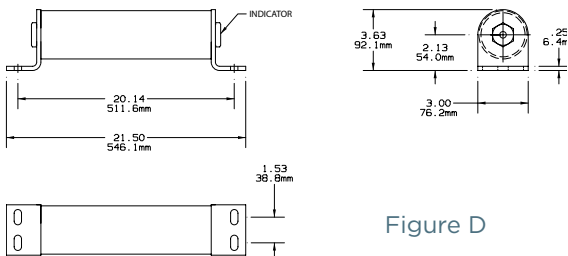


Figure D

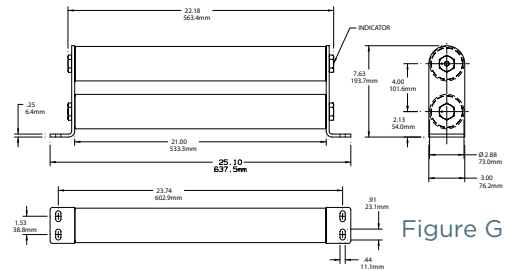


Figure G

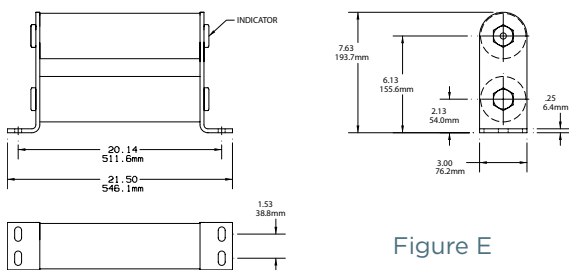


Figure E

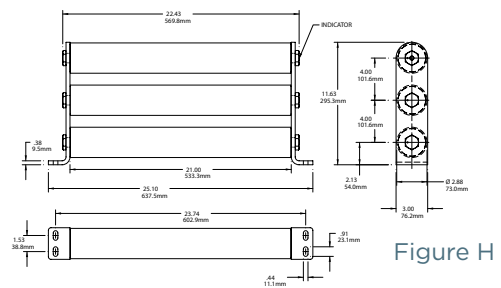


Figure H

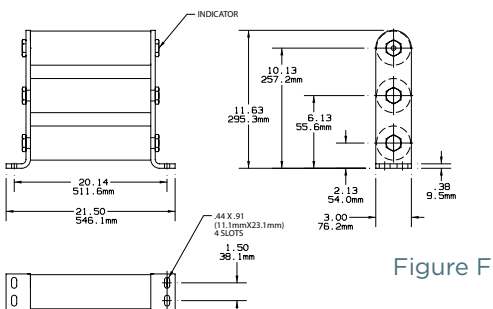


Figure F

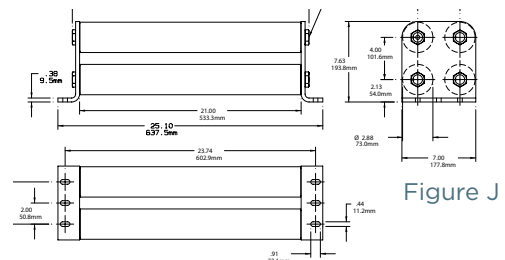


Figure J

