



# 4" MINIATURE UNIVERSAL TC NEW CONSTRUCTION HOUSING

INCANDESCENT LAMPS  
**TC1 SERIES**

Project: \_\_\_\_\_

Fixture Type: \_\_\_\_\_

Location: \_\_\_\_\_

Contact/Phone: \_\_\_\_\_

## PRODUCT DESCRIPTION

TC New Construction Housing for use in non-insulated areas  
 • If installed where insulation is present, the insulation must be pulled back 3" from all sides of the TC housing.

## PRODUCT SPECIFICATIONS

**Lamp** Lamp ratings based on trim selected – see page 2.

**Socket** Detachable medium base porcelain with nickel-plated copper screw shell.

**Trims** Trim selection shown on page 2.

**Labels** UL listed for through-branch wiring, damp locations and IP  
 • Product thermally protected against improper use of lamps or insulation  
 • Union made • UL Listed/CSA certified • Trim No. 11, 12, 4101, 4102 and 4181 are wet location approved for covered ceiling applications  
 • Trims 14, 17 are wet location approved for covered ceiling applications, **when used with outdoor rated lamps.**

**Testing** All reports are based on published industry procedures; field performance may differ from laboratory performance.  
 Specifications subject to change without notice.

## INSTALLATION

**Real Nail® Bar Hangers** Telescoping, Patented (US Patent D552,969) Real Nail 3 and Real Nail 2 systems permits quick placement of housing anywhere within 24" O.C. joists or suspended ceilings • Bars scored in two locations for fast, clean breaking, allowing housing installation in tight applications • Bars captive to mounting frame • Edge-mounted for extra strength • Quick-Loc slot (location identified on the mounting frame) and oversized locking set screw lock fixture in position • May be installed either perpendicular or parallel to junction box.

**Real Nail 3 Bar Hanger** Integral T-bar notch and clip secures housing in suspended ceiling grid – no accessory clips required • 24" expansion stop allows quick placement of fixture in standard grid spacing  
 • Captive bugle-headed ring shank nail for quick one-step installation and easy removal with claw hammer for fixture relocation • Bar hanger foot contoured to align to bottom of construction joist • Alternate mounting holes included.

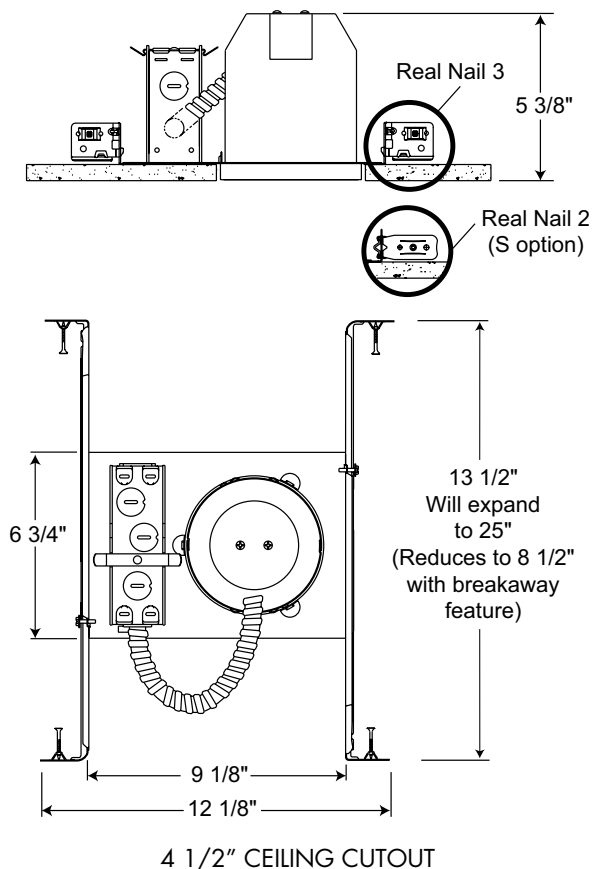
**Real Nail 2 Bar Hanger (S options)** Small bar hanger foot designed to install directly on strapping construction material • Features Real Nail captive nail system for quick one-step installation • G2405 accessory clips required for suspended ceiling installation.

**Junction Box** Pre-wired junction box provided with (5) ½" and (1) ¾" knockouts, (4) Non-metallic sheathed cable connectors and ground wire, U.L. listed/CSA certified for through-branch wiring, maximum 8 No. 12 AWG 90° C branch circuit conductors (4 in, 4 out) • Junction box provided with removable access plates • Knockouts equipped with pryout slots.

**Mounting Frame** 22-gauge die-formed galvanized steel mounting frame • 9 5/8" L x 6 3/4" W, (excluding bar hangers) • Rough-in section (junction box, mounting frame, housing and bar hangers) fully assembled for ease of installation.

**Housing** TC housing, 22-gauge galvanized steel • Housing is vertically adjustable to accommodate up to a 1 1/4" ceiling thickness.

## DIMENSIONS



4 1/2" CEILING CUTOUT

## Accessories

Catalog Number	Description
4TSA	4" Housing Trim Adapter
GU10WHIP	Medium Base to GU10 Adapter
G2405	T-Bar Clips (Set of 4), for S option only

To order, specify catalog number.

## PRODUCT CODES

Catalog Number	Input Voltage	Lamp Rating
TC1	120V	R14/R16/R20/PAR16/PAR20 (See page 2 for max. trim rating)
TC1 S	120V	R14/R16/R20/PAR16/PAR20 (See page 2 for max. trim rating)















































Housing and trim can be ordered together or separate, but will always ship separately.

# 4" MINIATURE UNIVERSAL TC NEW CONSTRUCTION HOUSING

## INCANDESCENT LAMPS

### TC1 SERIES

#### TRIMS/LAMPS

Catalog Number	Description	Max. Lamp Rating	Catalog Number	Description	Max. Lamp Rating
 13 WH	2" Pinhole with Integral Shield	50W PAR20/50W R20	 4150 MESHSC	Cylinder, Mesh Glass, Satin Chrome Trim Ring	50W PAR20, 50W R20
 14 BWH ◆◆	Black Baffle, White Trim Ring	50W PAR20/50W R20	 4180 FROST	Solid Glass Collar Trim, Frosted Glass (torsion spring attachment)	50W PAR20, 50W R20
 14 BSC ◆◆	Black Baffle, Satin Chrome Trim Ring		 4181 CLEAR ◆	Perimeter Frosted Clear Glass (torsion spring attachment)	50W PAR20, 50W R20
 14 BBRZ ◆◆	Black Baffle, Bronze Trim Ring		 175Q HZWH ◆◆	Square Downlight, Haze, White Trim Ring	50W PAR20, 30W R20
 14 BBL ◆◆	Black Baffle, Black Trim Ring		 175Q WWH ◆◆	Square Downlight, White, White Trim Ring	
 14 WWH ◆◆	White Baffle, White Trim Ring		 175Q BWH ◆◆	Square Downlight, Black, White Trim Ring	
 17 CWH ◆◆	Clear Alzak® Cone, White Trim Ring	50W PAR20/50W R20	 175Q WHZWH ◆◆	Square Downlight, Wheat Haze Reflector	
 17 GWH ◆◆	Gold Cone, White Trim Ring		 13SQ WH	Square Pinhole, White	50W PAR20, 50W R20
 17 BWH ◆◆	Black Cone, White Trim Ring		 440SQ WH	Square Flush Gimbal, White	50W MR16 120V GU10 Base (Requires GU10WHIP) 35° Vertical Adjustment
 17 PTSC ◆◆	Pewter Cone, Satin Chrome Trim Ring		 440SQ BL	Square Flush Gimbal, Black	
 17 WWH ◆◆	White Cone, White Trim Ring		 125Q WWH ◆	Square Frosted Lens w/Clear Center White, White Trim Ring	50W PAR20, 50W R20
 17 HZWH ◆◆	Haze Cone, White Trim Ring		 GU10WHIP	Medium Base to GU10 Adapter	
 17 WHZWH ◆◆	Wheat Haze Cone, White Trim Ring				
 17 WHZBRZ ◆◆	Wheat Haze Cone, Bronze Trim Ring				
 10 WH	Push-In Flush Gimbal Ring, White	50W PAR20/ 75W ES20 GU10 (Requires GU10WHIP)			
 10 BL	Push-In Flush Gimbal Ring, Black				
 10 SC	Push-In Flush Gimbal Ring, Satin Chrome				
 10 BRZ	Push-In Flush Gimbal Ring, Bronze				
 18 WH	Mini Eyeball, White	60W PAR16, 40W R16			
 18 SC	Mini Eyeball, Satin Chrome				
 19 WH	Mini Eyeball, White	40W R14/40W R16 intermediate screw base			
 440 WH	Flush Gimbal Ring, White	50W MR16, 50W PAR16, 50W ES16 GU10 (Requires GU10WHIP)			
 440 BL	Flush Gimbal Ring, Black				
 440 SC	Flush Gimbal Ring, Satin Chrome				
 440 BRZ	Flush Gimbal Ring, Bronze (uses 2" optical media)				
 445 WH	Adjustable Slot Aperture, White	50W MR16, 50W PAR16, 50W ES16 GU10 (Requires GU10WHIP)			
 448 WH	Eyeball, White w/Black Baffle	50W MR16, 50W PAR16, 50W ES16 GU10 (Requires GU10WHIP)			
 448 SC	Eyeball, Satin Chrome w/Black Baffle				
 11 WH ◆	Drop Opal, White	50W PAR20/50W R20			
 12 WWH ◆	Perimeter Frosted Lens, White Trim Ring	50W PAR20/50W R20			
 12 WSC ◆	Perimeter Frosted Lens, Satin Chrome Trim Ring				
 12 WBRZ ◆	Perimeter Frosted Lens, Bronze Trim Ring				
 16 WH	Scoop Wall Wash w/higher inner shield, White	40W R14/40W R16 intermediate screw base			
 446 WH	Adjustable Scoop, White	50W MR16, 50W PAR16, 50W ES16 GU10 (Requires GU10WHIP)			
4101 WH ◆	Beveled Dome Shower, White	50W PAR20, 50W R20			
4101 SC ◆	Beveled Dome Shower, Satin Chrome				
4101 BRZ ◆	Beveled Dome Shower, Bronze				
4102 WH ◆	Beveled Shower, White	50W PAR20, 50W R20			
4102 SC ◆	Beveled Shower, Satin Chrome				
4102 BRZ ◆	Beveled Shower, Bronze				
4103 FROSTWH	Beveled Cylinder, Frosted Glass, White Trim Ring	50W PAR20, 50W R20			
4103 FROSTSC	Beveled Cylinder, Frosted Glass, Satin Chrome Trim Ring				
4104 HZSC	Beveled Haze Cone, Satin Chrome Trim Ring	50W PAR20, 50W R20			
4104 WHZBRZ	Beveled Wheat Haze Cone, Bronze Trim Ring				

Trim Size: 5" O.D.

Alzak is a registered trademark of Alcoa Corp.

Note: In Canada when insulation is present, Type IC fixtures must be used.

◆ UL Listed for use in wet location.

◆◆ UL Listed for use in wet location with outdoor rated lamp.

Housing and trim can be ordered together or separate, but will always ship separately.