



4" LOW VOLTAGE UNIVERSAL TC NEW CONSTRUCTION HOUSING, ELECTRONIC TRANSFORMER

50W MR16
TC44 (E1)

Project: _____

Fixture Type: _____

Location: _____

Contact/Phone: _____

PRODUCT DESCRIPTION

TC New Construction Housing design for use in non-insulated areas • If installed where insulation is present, the insulation must be pulled back 3" from all sides of the TC housing.

PRODUCT SPECIFICATIONS

Lamp One 12V, 50W MR16 lamp.

Socket Ceramic bi-pin socket with aluminum heat shield.

Trims Trim selection shown on reverse.

Transformer 120V to 12V Class 2 electronic transformer mounted to junction box • Hatch part no. RS12-60 provided.

Dimming May be dimmed using dimmers specifically designed for low voltage electronic transformers; consult factory or dimmer manufacturer for additional information.

Labels U.L. listed for through-branch wiring, damp locations and IP • Product thermally protected against improper use of lamps or insulation • Union made • UL Listed/CSA certified • Trim No. 441, 4401, 4402 and 4481 are wet location approved for covered ceiling applications.

Testing All reports are based on published industry procedures; field performance may differ from laboratory performance.

Specifications subject to change without notice.

INSTALLATION

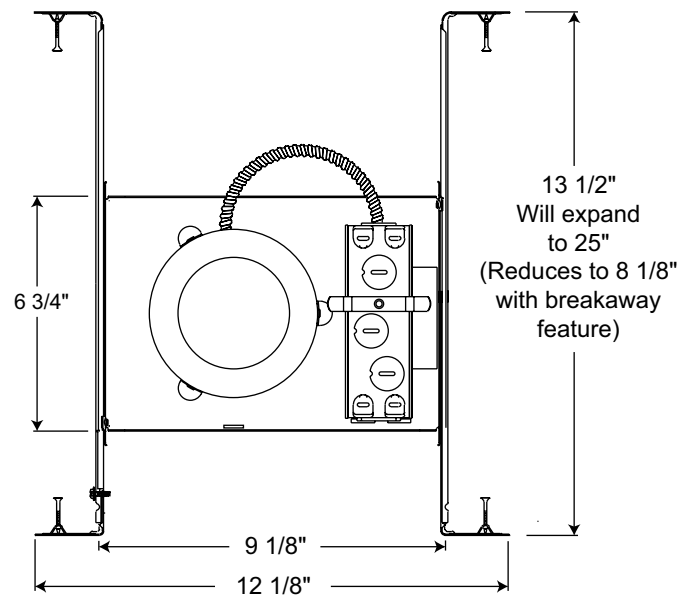
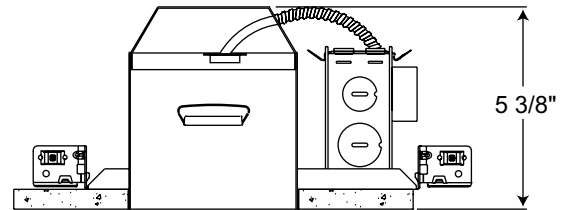
Real Nail 3 Bar Hangers Telescoping, Patented (US Patent D552,969) Real Nail® 3 system permits quick placement of housing anywhere within 24" O.C. joists or suspended ceilings • Integral T-bar notch and clip secures housing in suspended ceiling grid – no accessory clips required • 24" expansion stop allows quick placement of fixture in standard grid spacing • Bars scored in two locations for fast, clean breaking, allowing housing installation in tight applications • Bars captive to mounting frame • Edge-mounted for extra strength • Captive bugle-headed ring shank nail for quick one-step installation and easy removal with claw hammer for fixture relocation • Quick-Loc slot (location identified on the mounting frame) and oversized locking set screw lock fixture in position • Bar hanger foot contoured to align to bottom of construction joist • Alternate mounting holes included.

Junction Box Pre-wired junction box provided with (5) ½" and (1) ¾" knockouts, (4) Non-metallic sheathed cable connectors and ground wire, U.L. listed/CSA certified for through-branch wiring, maximum 8 No. 12 AWG 90° C branch circuit conductors (4 in, 4 out) • Junction box provided with removable access plates • Knockouts equipped with pryout slots.

Mounting Frame 22-gauge die-formed galvanized steel mounting frame • 9½" L x 6¾" W, (excluding bar hangers) • Rough-in section (junction box, mounting frame, housing and bar hangers) fully assembled for ease of installation.

Housing TC housing, 22-gauge galvanized steel • Housing is vertically adjustable to accommodate up to a 1¼" ceiling thickness.

DIMENSIONS



4 1/2" CEILING CUTOUT

PRODUCT CODES









Catalog Number	Input Voltage	Lamp Rating (max)
TC44 E1	4" Low Voltage New Construction Non-IC 120V	12V 50W MR16

Housing and trim can be ordered together or separate, but will always ship separately.

4" LOW VOLTAGE UNIVERSAL TC NEW CONSTRUCTION HOUSING, ELECTRONIC TRANSFORMER

50W MR16
TC44 (E1)

ROUND TRIMS

Cat. No.	Description
 442 BWH	4" Downlight Deep Cone Trim - Black Cone, White Trim Ring
442 CWH	4" Downlight Deep Cone Trim - Clear Alzak® Cone, White Trim Ring
442 GWH	4" Downlight Deep Cone Trim - Gold Cone, White Trim Ring
442 HZWH	4" Downlight Deep Cone Trim - Haze Cone, White Trim Ring
442 WHZWH	4" Downlight Deep Cone Trim - Wheat Haze Cone, White Trim Ring
 443 BWH	4" Pinhole with Baffle Trim - Black Baffle, White Trim Ring
 440 BRZ	4" Adjustable Flush Gimbal Ring Trim - Bronze
440 SC	4" Adjustable Flush Gimbal Ring Trim - Satin Chrome
440 BL	4" Adjustable Flush Gimbal Ring Trim - Black
440 WH	4" Adjustable Flush Gimbal Ring Trim - White 40° Vertical Adjustment
 444 BBRZ	4" Adjustable Baffle Trim - Black Baffle, Bronze Trim Ring
444 BBL	4" Adjustable Baffle Trim - Black Baffle, Black Trim Ring
444 BSC	4" Adjustable Baffle Trim - Black Baffle, Satin Chrome Trim Ring
444 BWH	4" Adjustable Baffle Trim - Black Baffle, White Trim Ring
444 WWH	4" Adjustable Baffle Trim - White Baffle, White Trim Ring 35° Vertical Adjustment
 445 WH	4" Adjustable Slot Aperture Trim - White 50° Vertical Adjustment
 447 BWH	4" Adjustable Cone Trim - Black Cone, White Trim Ring
447 CWH	4" Adjustable Cone Trim - Clear Alzak® Cone, White Trim Ring
447 GWH	4" Adjustable Cone Trim - Gold Cone, White Trim Ring
447 HZWH	4" Adjustable Cone Trim - Haze Cone, White Trim Ring
447 PTSC	4" Adjustable Cone Trim - Pewter Cone, Satin Chrome Trim Ring
447 WHZWH	4" Adjustable Cone Trim - Wheat Haze Cone, White Trim Ring
447 WHZBRZ	4" Adjustable Cone Trim - Wheat Haze Cone, Bronze Trim Ring 35° Vertical Adjustment
 448 SC	4" Adjustable Eyeball with Black Baffle Trim - Satin Chrome
448 WH	4" Adjustable Eyeball with Black Baffle Trim - White 35° Vertical Adjustment
 449 BRZ	4" Adjustable Aiming Elbow Trim - Bronze
449 BL	4" Adjustable Aiming Elbow Trim - Black
449 SC	4" Adjustable Aiming Elbow Trim - Satin Chrome
449 WH	4" Adjustable Aiming Elbow Trim - White 75° Vertical Adjustment









Note: Lamps may be dimmed. Use dimmers specifically designed for low voltage electronic transformers; consult factory or dimmer manufacturer for additional information.

Trim Size: 5" O.D.





Alzak is a registered trademark of Alcoa Corp.

Note: In Canada when insulation is present, Type IC fixtures must be used.

◆ UL Listed for use in wet location.

Cat. No.	Description
 441 WBRZ ◆	4" Lensed Downlight Adjustable Trim - Perimeter Frosted Lens, Bronze Trim Ring
441 WSC ◆	4" Lensed Downlight Adjustable Trim - Perimeter Frosted Lens, Satin Chrome Trim Ring
441 WWH ◆	4" Lensed Downlight Adjustable Trim - White, White Trim Ring 35° Vertical Adjustment
 446 WH	4" Wall Wash Adjustable Scoop Trim - White 50° Vertical Adjustment
4401 BRZ ◆	4" Decorative Beveled Dome Lensed Trim - Bronze
4401 SC ◆	4" Decorative Beveled Dome Lensed Trim - Satin Chrome
4401 WH ◆	4" Decorative Beveled Dome Lensed Trim - White
 4402 BRZ ◆	4" Decorative Beveled Lensed Trim - Bronze
4402 SC ◆	4" Decorative Beveled Lensed Trim - Satin Chrome
4402 WH ◆	4" Decorative Beveled Lensed Trim - White
 4403 FROSTWH	4" Decorative Beveled Cylinder Trim - Frosted Glass, White Trim Ring
4403 FROSTSC	4" Decorative Beveled Cylinder Trim - Frosted Glass, Satin Chrome Trim Ring
 4404 HZSC	4" Decorative Beveled Cone Trim - Haze Cone, Satin Chrome Trim Ring
4404 WHZBRZ	4" Decorative Beveled Cone Trim - Wheat Haze Cone, Bronze Trim Ring
 4450 MESHSC	4" Decorative Glass Cylinder Trim - Mesh Glass, Satin Chrome Trim Ring
 4480 FROST	4" Decorative Solid Glass Collar Trim - Frosted Glass (torsion spring attachment)
 4481 CLEAR ◆	4" Decorative Frosted Glass Trim - Perimeter Frosted Clear Glass (torsion spring attachment)

SQUARE TRIMS

 4475Q BWH	4" Square Downlight Adjustable Trim - Black, White Trim Ring
4475Q HZWH	4" Square Downlight Adjustable Trim - Haze, White Trim Ring
4475Q WHZWH	4" Square Downlight Adjustable Trim - Wheat Haze, White Trim Ring 35° Vertical Adjustment
 4435Q WH	4" Square Pinhole Trim - White
 4405Q BL	4" Square Flush Gimbal Trim - Black
4405Q WH	4" Square Flush Gimbal Trim - White 35° Vertical Adjustment
 4415Q WWH ◆	4" Square Lensed Downlight Adjustable Trim - White, White Trim Ring 35° Vertical Adjustment