
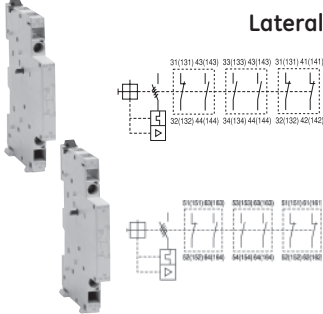



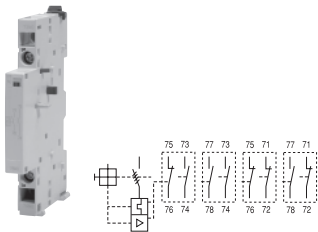
### Auxiliary contact blocks

	Description	For use with	Type	Cat. no.	Ref. no.	Pack.
<b>Frontal</b> 	Maximum 2 auxiliary contact blocks per manual motor starter	GPS1... and GPS2...	1 NO	<b>GPAC10FBA</b>	101303	10
		GPS1... and GPS2...	1 NC	<b>GPAC01FBA</b>	101304	10
<b>Lateral</b> 	Two contacts Side mounting on the <b>left</b>	GPS1... and GPS2...	1 NO + 1 NC	<b>GPAC11LLA</b>	101305	10
		GPS1... and GPS2...	2 NO	<b>GPAC20LLA</b>	101306	10
		GPS1... and GPS2...	2 NC	<b>GPAC02LLA</b>	101307	10
	Two contacts Side mounting on the <b>right</b>	GPS1... and GPS2...	1 NO + 1 NC	<b>GPAC11LRA</b>	101308	10
		GPS1... and GPS2...	2 NO	<b>GPAC20LRA</b>	101309	10
		GPS1... and GPS2...	2 NC	<b>GPAC02LRA</b>	101310	10

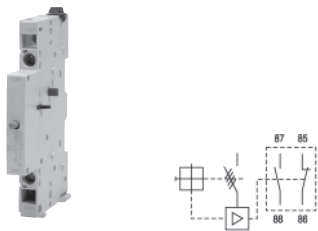
### Alarm contact block

	Description	For use with	Type	Cat. no.	Ref. no.	Pack.
	Frontal mounting on the <b>right</b> Single contact	GPS1... and GPS2...	1 NO	<b>GPAL10FRA</b>	101311	10
		GPS1... and GPS2...	1 NC	<b>GPAL01FRA</b>	101312	10

### Auxiliary / alarm contact block

	Description	For use with	Type	Cat. no.	Ref. no.	Pack.
	Side mounting on the <b>left</b> (front alarm contact block can not be used at the same time) Two contacts	GPS1... and GPS2...	1 NO(Alarm)+1 NO(Aux)	<b>GPAD1010LLA</b>	101313	10
		GPS1... and GPS2...	1 NO(Alarm)+1 NC(Aux)	<b>GPAD1001LLA</b>	101314	10
		GPS1... and GPS2...	1 NC(Alarm)+1 NO(Aux)	<b>GPAD0110LLA</b>	101315	10
		GPS1... and GPS2...	1 NC(Alarm)+1 NC(Aux)	<b>GPAD0101LLA</b>	101316	10

### Short-circuit alarm contact block

	Description	For use with	Type	Cat. no.	Ref. no.	Pack.
	Side mounting on the <b>left</b> Two contacts NO + NC Mechanical indication marking	GPS1... and GPS2...	1 NO + 1 NC	<b>GPAE11LLA</b>	101317	10

Order codes

Intro

A

B

C

D

E

F

G

H

I

J/X

