
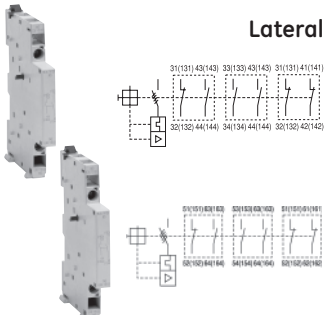



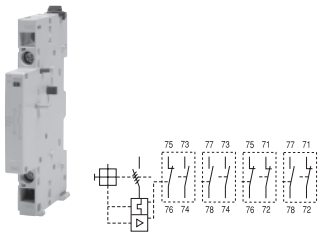
Auxiliary contact blocks

	Description	For use with	Type	Cat. no.	Ref. no.	Pack.
Frontal 	Maximum 2 auxiliary contact blocks per manual motor starter	GPS1... and GPS2...	1 NO	GPAC10FBA	101303	10
		GPS1... and GPS2...	1 NC	GPAC01FBA	101304	10
Lateral 	Two contacts Side mounting on the left	GPS1... and GPS2...	1 NO + 1 NC	GPAC11LLA	101305	10
		GPS1... and GPS2...	2 NO	GPAC20LLA	101306	10
		GPS1... and GPS2...	2 NC	GPAC02LLA	101307	10
	Two contacts Side mounting on the right	GPS1... and GPS2...	1 NO + 1 NC	GPAC11LRA	101308	10
		GPS1... and GPS2...	2 NO	GPAC20LRA	101309	10
		GPS1... and GPS2...	2 NC	GPAC02LRA	101310	10

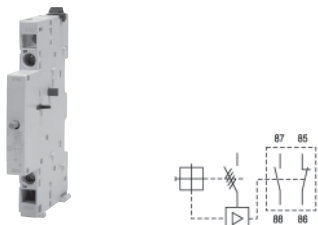
Alarm contact block

	Description	For use with	Type	Cat. no.	Ref. no.	Pack.
	Frontal mounting on the right Single contact	GPS1... and GPS2...	1 NO	GPAL10FRA	101311	10
		GPS1... and GPS2...	1 NC	GPAL01FRA	101312	10

Auxiliary / alarm contact block

	Description	For use with	Type	Cat. no.	Ref. no.	Pack.
	Side mounting on the left (front alarm contact block can not be used at the same time) Two contacts	GPS1... and GPS2...	1 NO(Alarm)+1 NO(Aux)	GPAD1010LLA	101313	10
		GPS1... and GPS2...	1 NO(Alarm)+1 NC(Aux)	GPAD1001LLA	101314	10
		GPS1... and GPS2...	1 NC(Alarm)+1 NO(Aux)	GPAD0110LLA	101315	10
		GPS1... and GPS2...	1 NC(Alarm)+1 NC(Aux)	GPAD0101LLA	101316	10

Short-circuit alarm contact block

	Description	For use with	Type	Cat. no.	Ref. no.	Pack.
	Side mounting on the left Two contacts NO + NC Mechanical indication marking	GPS1... and GPS2...	1 NO + 1 NC	GPAE11LLA	101317	10

Order codes

Intro

A

B

C

D

E

F

G

H

I

J/X

