






External handle operator

	Description	For use with	Type	Cat. no.	Ref. no.	Pack.	
	Used for distance mounting on a panel	GPS1*H...	Standard (black)	GPA1HAB	101363	5	
		GPS1*H ...	Emergency (red/yellow)	GPA1HAR	101364	5	
	Lockable with 1, 2 or 3 padlocks diameter 4 to 8 mm	GPS2...	Standard (black)	GPA2HAB	101502	5	
		GPS2 ...	Emergency (red/yellow)	GPA2HAR	101503	5	
	Two types: standard and emergency applications ON/OFF/TRIPPING position marking Protection degree: IP54 Shaft mounting depths: 139.8 - 289.8 mm for GPA1HAB, GPA1HAR 161 - 311.1 mm for GPA2HAB, GPA2HAR						
	Package parts and quantities: 1 handle unit 1 shaft 1 shaft guide 1 latch (screws) 4 mounting screws						

Busbar system

	Description	For use with	Connection	Cat. no.	Ref. no.	Pack.
 <p>3-phase feed-in terminals</p>	Main feeding terminal Upper connection	GPS1...	Terminal capacity: 25 mm ² Pin	GPB1FA	107186	10
		GPS2...	Terminal capacity: 50 mm ² Pin	GPB2FA	107187	10
		GPS1...	Terminal capacity: 25mm ² Fork	SFVB8	254537	1
 <p>Main busbar 63A max. 125A max.</p>	Modular spacing 45 mm	for 2 GPS1... + frontal auxiliaries	Pin	GPB1B02A	101390	5
		for 3 GPS1... + frontal auxiliaries	Pin	GPB1B03A	101391	5
		for 4 GPS1... + frontal auxiliaries	Pin	GPB1B04A	101392	5
		for 5 GPS1... + frontal auxiliaries	Pin	GPB1B05A	101393	5
	Modular spacing 54 mm	for 2 GPS1... + 9mm lateral aux.	Pin	GPB1B12A	101394	5
		for 3 GPS1... + 9mm lateral aux.	Pin	GPB1B13A	101395	5
		for 4 GPS1... + 9mm lateral aux.	Pin	GPB1B14A	101396	5
		for 5 GPS1... + 9mm lateral aux.	Pin	GPB1B15A	101397	5
	Modular spacing 63 mm	for 2 GPS1... + 18mm lateral aux. or 2 x 9mm lateral auxiliary	Fork	GPB1B22A	101398	10
		for 4 GPS1... + 18mm lateral aux. or 2 x 9mm lateral auxiliary	Fork	GPB1B24A	101399	10
Modular spacing 55 mm	for 2 GPS2... + frontal auxiliaries	Pin	GPB2B02A	101400	1	
	for 3 GPS2... + frontal auxiliaries	Pin	GPB2B03A	101401	1	
	for 4 GPS2... + frontal auxiliaries	Pin	GPB2B04A	101402	1	
Modular spacing 64 mm	for 2 GPS2... + 9mm lateral aux.	Pin	GPB2B12A	101403	1	
	for 3 GPS2... + 9mm lateral aux.	Pin	GPB2B13A	101404	1	
	for 4 GPS2... + 9mm lateral aux.	Pin	GPB2B14A	101405	1	
Modular spacing 73 mm	for 2 GPS2... + 18mm lateral aux. or 2 x 9mm lateral auxiliary	Pin	GPB2B22A	101406	1	
	for 4 GPS2... + 18mm lateral aux. or 2 x 9mm lateral auxiliary	Pin	GPB2B24A	101407	1	
 <p>Busbar cover</p>	Touch guard for non used space	GPS1...	Pin	GPB1GA	101408	10
		GPS1...	Fork	GPB1GAF	101511	1
		GPS2...	Pin	GPB2GA	101409	10
 <p>Terminal cover type E</p>	For compliance UL508E	GPS1...H	-	GPAPT1E	107315	1
	When using a Surion GPS1*BH as a manual self-protected combination motor starter (Type E). Cover enables compliance with NEC Section 430-52, 1" over air creepage and over surface clearance, phase to phase on the line side.					

Order codes

Intro

A

B

C

D

E

F

G

H

I

J/X

