




### Fuseless starters

	Description	For use with contactor	ac/dc	Frame size	Cat. no.	Ref. no.	Pack.					
<b>Link modules</b>  	For mechanical and electrical connection between contactors and manual motor starters	MC0.., MC1..	ac/dc	GPS1	<b>GPF1LMCBA</b>	101410	5					
		CL00A..., CL01A..., CL02A..	ac	GPS1	<b>GPF1L02AA</b>	101411	5					
		CL00D..., CL01D..., CL02D..	dc	GPS1	<b>GPF1L02DA</b>	101412	5					
		CL25A..	ac	GPS1	<b>GPF1L25AA</b>	101413	5					
		CL25D..	dc	GPS1	<b>GPF1L25DA</b>	101414	5					
		CL03A..., CL04A..	ac	GPS1	<b>GPF1L04AA</b>	107165	5					
		CL03D..., CL04D..	dc	GPS1	<b>GPF1L04DA</b>	107166	5					
		CL03A..., CL04A..	ac	GPS2	<b>GPF2L04AA</b>	107190	5					
		CL45A..	ac	GPS2	<b>GPF2L45AA</b>	101415	5					
		CL03D..., CL04D..	dc	GPS2	<b>GPF2L04DA</b>	107191	5					
		CL45D..	dc	GPS2	<b>GPF2L45DA</b>	101416	5					
		CL06A..., CL07A..	ac	GPS2	<b>GPF2L07AA</b>	101417	5					
		Record Plus with CL09/10A										
		For mechanical and electrical connection between contactor and thermal overload relays RT1	CL00.. - CL25	ac/dc	GPS1	<b>GPF1L25CT1</b>	101512	5				
	CL03.. - CL45	ac/dc	GPS2	<b>GPF1L45CT1</b>	101513	5						
<b>Base plates</b>  	Plastic plates for mounting the fuseless starter in panels or in 35 mm DIN rail	CL00.., CL01.., CL02.., CL25..	ac/dc	GPS1	<b>GPF1B1A</b>	101418	5					
		CL03.., CL04.. and CL45..	ac/dc	GPS2	<b>GPF2B2A</b>	101419	5					
		CL06.., CL07..	ac/dc	GPS2	<b>GPF2B3A</b>	101420	5					
		CL03.., CL04..	ac/dc	GP	<b>GPF1B4A</b>	107163	5					
<b>Base plates</b>  <b>Link connector</b>	For use with MCCB Record Plus	-	-	-	<b>GPF3B5A</b>	107253	1					
	For two base plates for reversing applications	-	-	-	<b>GPF1CBA</b>	101427	10					
<b>Plastic cover</b>  	Description	For use with contactor			Cat. no.	Ref. no.	Pack.					
								Fit the plastic cover into the front of the correspondent contactor to allow a clear identification of the terminal numbering	CL00.., CL01.. and CL02 without built-in auxiliary contact	<b>GPF00C02</b>	107098	5
									CL00.., CL01.. and CL02 with built-in 1NO auxiliary contact	<b>GPF10C02</b>	107099	5
									CL00.., CL01.. and CL02 with built-in 1NC auxiliary contact	<b>GPF01C02</b>	107100	5
									CL25..	<b>GPF00C25</b>	107101	2
									CL03.., CL04.. without built-in auxiliary contact	<b>GPF00C04</b>	107102	5
									CL03.., CL04.. with built-in 1NO auxiliary contact	<b>GPF10C04</b>	107103	5
									CL03.., CL04.. with built-in 1NC auxiliary contact	<b>GPF01C04</b>	107105	5
									CL45..	<b>GPF00C45</b>	107106	5
									CL06.., CL07..	<b>GPF00C08</b>	107107	5

Order codes

Intro

A

B

C

D

E

F

G

H

I

J/X

