







### Double function push-buttons <sup>(1)</sup>

	Colours (2)	Plastic caps without symbols		Plastic caps with symbols		
		Cat. no.	Ref. no.	Cat. no.	Ref. no.	
						
<b>IP40 protection (acc. to IEC 529)</b>						
 <p>With white lens assembled for indicator light. Black insert for not illuminated function included in the packaging.</p> <div style="display: flex; align-items: center;">  <div style="margin-left: 10px;"> <p>A flush</p> <p>lens</p> <p>B flush</p> </div> </div> <div style="display: flex; align-items: center; margin-top: 10px;">  <div style="margin-left: 10px;"> <p>A flush</p> <p>lens</p> <p>B raised</p> </div> </div>	A - Black B - Red	P9DPLNRG00	186880	P9DPLNRG01	186890	
	A - Green B - Red	<b>P9DPLVRG00</b>	186881	<b>P9DPLVRG01</b>	186891	
	A - Black B - Red	P9DPLNRS00	186882	P9DPLNRS01	186892	
	A - Green B - Red	P9DPLVRS00	186883	P9DPLVRS01	186833	
	<b>Clear cap (silicon rubber)</b>					
	 <p>IP66 protection (acc. to IEC 529)</p>	A - flush B - flush	080CPDT	173208	080CPDT	173208
A - flush B - raised		P9ADCST	187796	P9ADCST	187796	


(1) With white lens assembled.  
Black insert for not illuminated function included in the packaging.  
(2) Integral caps, colours not replaceable.

## Power supplies

### With screw

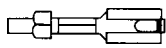


min. 1 of 22 AWG (0.32 mm<sup>2</sup>)  
max. 2 of 12 AWG (3.3 mm<sup>2</sup>)



Position on flange 2 3 1	Contact type	Cat. no.	Ref. no.
	Full voltage $\cong$ IEC: BA9S max 380V-2W not included UL-CSA: BA9S max 250V-2W not included	<b>P9PDNV0</b>	187020
	Long life 110/120V $\cong$ BA9S 130V-2W included	P9PRLVJ	187021
	Logic Reed idem for low power flange for P9PDHF (see E.00)	P9PDHF P9ACFSM	187056 187846
	Resistor + Diode 220/240 V $\sim$ BA9S 130V-2W included	P9PRDVN	187022
	Resistor 110/120V $\cong$ BA9S 60V-1.2W included	<b>P9PRNVJ</b>	187023
	220/240V $\cong$ BA9S 130V-2W included	<b>P9PRNVN</b>	187024
	Resistor ENEL version BA9S 48V-2W included 110V $\cong$	P9PREVJ	187025
	125/127V $\cong$	P9PREVL	187026
	UL-CSA: BA9S max 250V-2W not included Test full voltage (1) $\cong$ IEC: BA9S max 380V-2W not included	P9PDTV0	187027
	Test resistor (1) 220/240 V $\cong$ BA9S 130V-2W included	P9PRTVN	187028
	Transformer 50/60 Hz BA9S 6V-1.5W included	<b>P9PTNV</b> ♦	see bottom
	Multifunction (2) full voltage 24V $\cong$ BA9S 24V-2W included	<b>P9PDMVD</b>	187040
	Multifunction (2) full voltage 110V $\cong$ BA9S 130V-2W included	P9PDMVJ	187041
	Multifunction (2) Transformer 50/60 Hz BA9S 6V-0.6W included	<b>P9PTMV</b> ♦	see bottom
	Full voltage IEC: BA9S max 380V-2W not included UL-CSA: BA9S max 250V-2W not included	P9PDNF0	187055
	Standard light		
	24V AC/DC	<b>P9PLNVD</b> •	see bottom
	120V AC	<b>P9PLNVJ</b> •	see bottom
	230V AC	<b>P9PLNVN</b> •	see bottom
	Flashing light		
	24V AC/DC	<b>P9PLFVD</b> •	see bottom
	120V AC	<b>P9PLFVJ</b> •	see bottom
	230V AC	<b>P9PLFVJ</b> •	see bottom

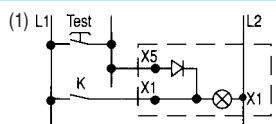
### Faston



1 x (6.35 x 0.8 mm)  
2 x (2.8 x 0.8 mm)



### Integrated LED



- (2) Y1 Y2 Do not connect for flashing light  
• • Link to external contact in order to have steady or flashing light  
Y1 Y2 C closed = Steady light  
L C J C open = Flashing light

LED colour•	orange A	white B	yellow G	blue L	red R	green V
-------------	-------------	------------	-------------	-----------	----------	------------

The catalogue numbers in **bold** are available from stock.

Voltage	110-120	220-250	380	415-440	480-500
	♦	<b>J</b>	<b>N</b>	<b>U</b>	<b>W</b> <b>Y</b>

For reference numbers, see chapter X, pg. X.10

