

Project		Catalog #		Type	
Prepared by		Notes		Date	



Greengate

ONW-P-NeoSwitch

Passive Infrared/Single Level Wall Switch Sensor (Ground Required)

Typical Applications

Private Offices • Small Conference Rooms • Lunch/Break Rooms • Small Classrooms • Small Restrooms (no stalls) • Small Lounges • Small Waiting Rooms • Small Closets • Small Storage Areas

Interactive Menu

- Order Information [page 2](#)
- Additional Resources [page 2](#)
- Wiring Diagrams [page 3](#)
- Product Warranty

Product Certification



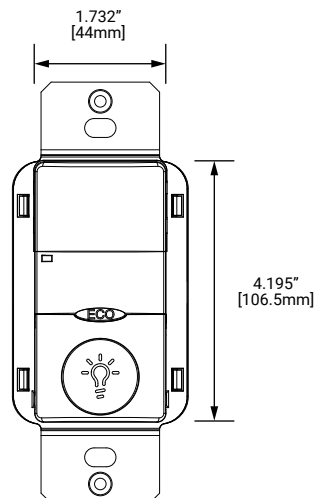
Product Features



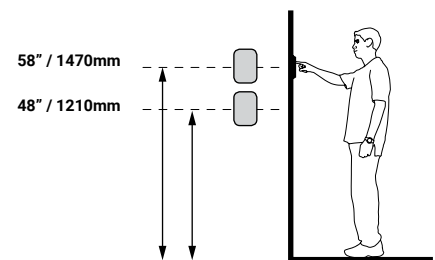
Top Product Features

- Air-gap switch ensures no leakage current to load
- Selectable built-in light level sensor
- NEMA WD7 Guide robotic method utilized to verify coverage patterns
- LED Rated

Dimensional Details



Scale or Mounting Height



[additional product diagrams](#)

Order Information

SAMPLE ORDER NUMBER: **ONW-P-1001-MV-W**

One single gang wallplate included.

Catalog Number

Catalog Number	Ratings	Coverage	Voltage	Color
ONW-P-1001-MV-*(W, V, LA, G, B)	Incandescent: 0-800W @ 120V Fluorescent: 0-1200W @ 120V Fluorescent: 0-2700W @ 277V Max Load/Relay	180°; 1000 sq. ft.	120/277 VAC, 50/60 Hz	W=White, V=Ivory, LV=Light Almond, G=Gray, B=Black
				Notes Not all colors are available in stock and some color options may have extended lead times.

SAMPLE ORDER NUMBER: **ONW-P-1001-347-W**

One single gang wallplate included. Wallplate not included with 347 VAC Model.

Catalog Number

Catalog Number	Ratings	Coverage	Voltage	Color
ONW-P-1001-347-*(W, V, LA, G, B)	Incandescent: 0-1500W @ 347V Fluorescent: 0-1500W @ 347V Max Load/Relay	180°; 1000 sq. ft.	347 VAC, 50/60 Hz	W=White, V=Ivory, LV=Light Almond, G=Gray, B=Black
				Notes Not all colors are available in stock and some color options may have extended lead times.

Product Specifications

Technology

- Passive Infrared (PIR)

Mechanical

Mounting Plate Dimensions: 4.195" H x 1.732" W (106.55mm x 44mm)

Mounting Plate/Strap Dimensions: **ONW-D-1001-347:** 4.35" H x 1.732" W (110.49mm x 44mm)

Product Housing Dimensions: 2.618" H x 1.752" W x 1.9" D (66.5mm x 44.5mm x 48.26mm)

Environment:

- Operating temperature:** 32°F to 104°F (0°C to 40°C)
- Relative humidity operating:** 20% to 90% non-condensing
- For indoor use only

Housing: Durable, injection molded housing. ABS resin complies with UL 94V-0

Mounting: Fits in a standard 3.5" deep back box. Can be mounted in multiple gang back box Refer to NEC box calculation for properly sized mounting box

Electrical

Electrical ratings:

120 VAC

- Incandescent / Tungsten max load: 6.7 amps, 800W, 50/60 Hz
- Fluorescent / Ballast max load: 10 amps, 1200W, 50/60 Hz
- Electronic Ballast (LED): 3A
- Motor Load: 1/4 HP @ 125 VAC

347VAC

- Fluorescent / Ballast max load: 4.3 amps, 1500W, 50/60 Hz
- Electronic Ballast (LED): 3A

Ballast compatibility:

- LED loads
- Magnetic and Electronic ballasts

Hardware Specifications

LED Indicators:

- Red LED = PIR detection
- Green LED = acts as EcoMeter or night light locator

Controls and Performance

Time delays:

- Self adjusting 15 seconds/test (10 min. Auto)
- Selectable 5, 15, 30 minutes

Coverage:

- Major motion: 36' x 30'
- Minor motion: 20' x 16'

Light sensing level:

- 0 to 200 foot candles

Standards/Ratings

- cULus Listed
- FCC Compliant
- RoHS Compliant

Warranty

Five year warranty standard

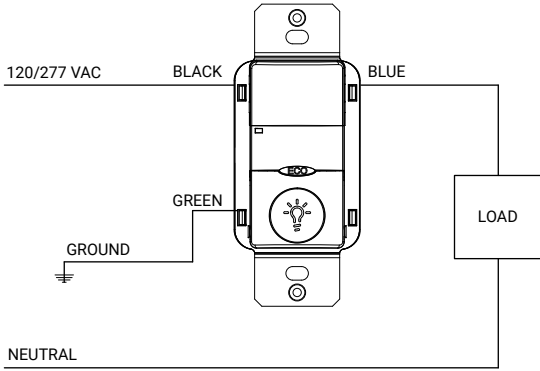
Overview

The Passive Infrared Single Level Occupancy Sensing Wall Switch is a motion sensing lighting control and conventional wall switch all-in-one that is used for energy savings and convenience.

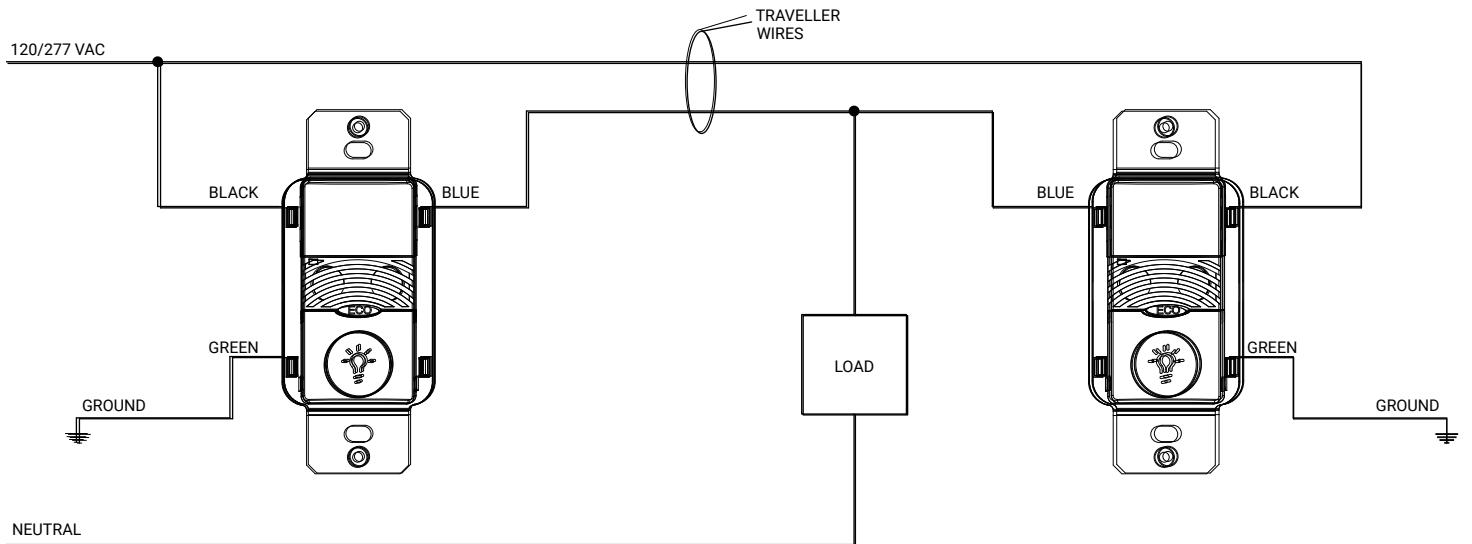
ONW-P-1001-MV is designed to detect motion from a heat-emitting source (such as a person entering a room) within its field-of-view and automatically switch lights ON. These sensors have multisegmented lenses. For units to sense motion, the person must cross between two segments. The distance between segments increases the farther you are from the sensor, so motion has to be larger the farther you are from the unit. PIR sensors are considered line-of-sight sensors, meaning that the sensor must be able to have a direct line-of-sight to the person making the motion. In Automatic On Mode, the lights turn ON when a person enters the room. In Manual On Mode, the lights are turned ON by pressing the universally recognized light icon pushbutton. The sensor includes self-adaptive technology that continuously self-adjusts sensitivity and time delay in real-time, maximizing the potential energy savings that are available in the particular application. The EcoMeter provides a visual indicator of energy usage, increasing end user awareness and reminding individuals to take control of their lighting to maximize energy savings.

Wiring Diagrams

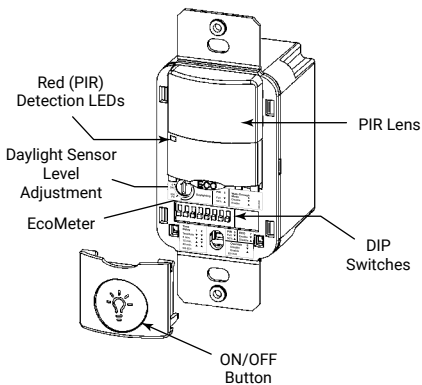
Single Level Switching



Three-way wiring diagram: Lights will turn OFF automatically when sensor that detected motion last, times out.



Controls

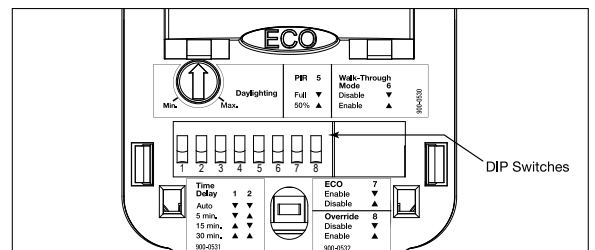


DIP Switch Legend

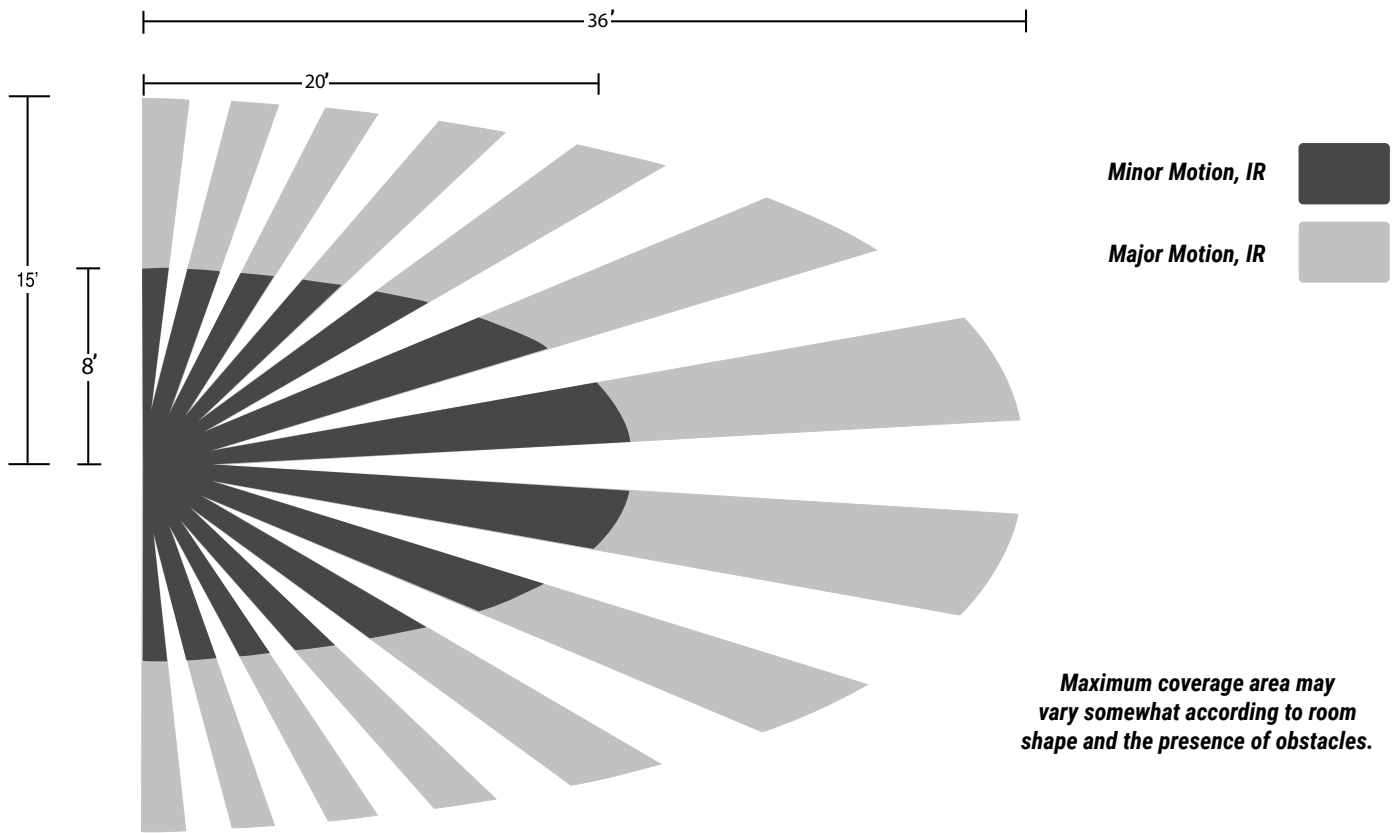
DIP Switch	Time Delay		Activation		Not Used	PIR Sensitivity	Walk-Through Mode	EcoMeter	Override
	1	2	Relay 1	3					
Auto*	▼	▼	Auto	▼		Full	Disable	Enable	Disable
5 Minutes	▼	▲	Manual	▲		50%	Enable	Disable	Enable
15 Minutes	▲	▲							
30 Minutes	▲	▲							

*Self-Adjusts to 10 min. user mode

Default =



Field of View



 **Control Systems**
• Greengate