

Code•Master 2™ Factory Sealed Induction Lighting System

Explosionproof

Class I, Division 1 and 2, Groups C, D
Class II, Division 1 and 2, Groups E, F, G
Marine Type Electric Fixtures
Outside Type (Salt Water)
NEMA 4X

Applications

- Ideal for where access to relamp is difficult, reliability is essential and environment is costly to maintain. Also for cold-environment applications.
- Code Master Induction fixtures are ideal for: use in chemical and petrochemical plants, such as manufacturers of plastics, paints and thinners; in refineries; and in other process areas where ignitable vapors, moisture and corrosive elements may be present.
- Suitable for use in wet locations.

Features

- Instant start and restrike.
- High lumen output and efficacy (up to 73 lumens per watt).
- Fixtures operate safely in a 104 °F/40 °C ambient.
- Good lumen maintenance provides less than 30% depreciation after 60,000 hours of operation.
- Virtually maintenance free.
- Ultra-long 100,000 hours of life keeps maintenance costs to a minimum.
- Starts in temperatures as low as -40 °F/-40 °C.
- Arrangement of heat-producing components results in more efficient heat dissipation for cooler fixture operation.
- Patented “wireless” design. Threading of fixture unit onto mounting hood makes electrical connection. Only wiring required is attaching two wires to connection block in mounting hood.
- Connection block is easily wired: (a) loosen two screws; (b) make wire connections; and (c) reposition connection block and tighten screws.
- Low total harmonic distortion (<10%).
- No cycling at end of life.
- Acme double lead threads speed installation and fixture removal from mounting hood – only half as many turns are required as for single lead threads. The threads do not stick or gall, eliminating the troublesome problems often encountered with single lead threads during fixture unit removal.
- All threaded joints are flame-tight.
- Factory sealed. External seals not required.
- Strategic location of lamp socket in combination with the interior prism design of the glass globe, provides optimum light distribution and control.
- Superior corrosion resistance, with epoxy powder coat finish.
- Choice of mountings: pendant, ceiling, bracket or stanchion.
- Fiberglass-reinforced polyester reflectors, in standard dome, deep dome or 30° angle, are ideal in installations where luminaire is subject to exceptionally severe corrosive atmospheres. The high bay aluminum reflector is designed for installations where mounting height work planes range from 20 to 30 feet/6 to 9 meters
- Optional guards protect globes from damage. Secured to fixture with three screws.

Standard Materials

- Fixture bodies and guards: copperfree (4/10 of 1% max.) aluminum.
- Pendant mounting hoods: diecast copperfree (4/10 of 1% max.) aluminum.
- Ceiling, bracket and stanchion mounting hoods: sand-cast copperfree (4/10 of 1% max.) aluminum.
- Reflectors: aluminum or fiberglass reinforced polyester.



Illustrated Features



Standard Finishes

- Fixture bodies, guards and mounting hoods: epoxy powder coat finish, electrostatically applied for complete, uniform corrosion protection.

Options







- Fuses can be ordered for field installation by catalog number.

Certifications and Compliances

- UL Standard: UL 1598, UL 1598A, UL 844
- UL Listed: E10444

Code•Master 2™ Factory Sealed Induction Lighting System Accessories

Explosionproof

		Description	Catalog Number														
Polyester Reflectors — 55 W and 85 W																	
 Standard and Deep Dome	 30° Angle	Standard Dome	CMR-4ST														
		Deep Dome	CMR-4DD														
		30° Angle	CMR-4AN														
Aluminum High Bay Reflectors																	
		55 W and 85 W	CMR-4HB														
Prismatic Glass Globes																	
		55 W and 85 W	CGL-400														
Aluminum Guards																	
			CGU4														
Connection Block																	
 VPT-7		55 W and 85 W For all Code•Master 2 Induction fixtures	VPT-7														
<table border="1"> <thead> <tr> <th colspan="2">Lamp</th> <th rowspan="2">Fuse Quantity Required</th> <th rowspan="2">Fuse Catalog Number</th> </tr> <tr> <th>Watts</th> <th>Volts</th> </tr> </thead> <tbody> <tr> <td>55</td> <td>120-277</td> <td>See note below ❶</td> <td>CF2</td> </tr> <tr> <td>85</td> <td>120-277</td> <td>See note below ❶</td> <td>CF2</td> </tr> </tbody> </table>				Lamp		Fuse Quantity Required	Fuse Catalog Number	Watts	Volts	55	120-277	See note below ❶	CF2	85	120-277	See note below ❶	CF2
Lamp		Fuse Quantity Required	Fuse Catalog Number														
Watts	Volts																
55	120-277	See note below ❶	CF2														
85	120-277	See note below ❶	CF2														

Fuse Kit includes fuse, fuse holder and necessary hardware for field installation. Mounts easily in ballast body with one screw.

❶ Order one fuse for 120 and 277 V, and 2 fuses for 208 and 240 V.