

Series Spec Sheet

SWIVEL CHOICE

LED DOWNLIGHT

Single CCT and 3 CCT Selectable

The LED SWIVEL Choice downlight has been specially designed to highlight specific zones by offering 360° rotation with a 90° tilt. Featuring great performance and quality with a CRI of 90+, this 4" directional downlight is easy to install in any type of ceiling. The LED SWIVEL Choice downlight is a cost-effective solution for all residential applications.

FEATURES AND SPECIFICATIONS

• Construction

Physical Characteristics

- White, black and brushed nickel aluminum trim finishes
- Available in 4" round
- 360° rotation module and 90° tilt
- 45° beam angle
- Frosted lens
- CCT selectable switch is discretely placed inside the junction box
- FT4 cable rating

Mounting

- LED module with LED driver easily installs with included quick connect wire
- Torsion spring mounting clips

• Performance data

- Available in both 3 000 K single color temperature, or 2 700/3 000/4 000 K selectable color temperature
- 90+ CRI
- Estimated life of over 50 000 hours to L70
- Phase cut (ELV / Triac) dimming standard
- Operating temperature:
 - 30 °C to 40 °C (-22 °F to 104 °F)

• Compliances

- cETLus for wet locations
- Energy Star
- Meets requirements of ICES-005 issue 5 class B for use in residential applications
- IC rated for direct contact with insulation
- Airtight as per ASTM E283 standard

OVERVIEW

Light source	LED
Watts (W)	8, 9
Lumen output (lm)	579 - 732
Efficiency (lm/W)	72 - 88
Color temperature (K)	3 000 2 700/3 000/4 000
CRI	90+



QUICK SHIP AND TECHNICAL SPECIFICATION TABLE  ¹

Order code	Model number	Watts (W)	Volts (VAC)	Color temp. (K) ²	Lumen output (lm) ³	Efficiency (lm/W)	CRI	Life L70 (hrs) ⁴	Beam angle (°)	Cable rating	Finish	Dimming (Yes/No)	Power factor	THD (%)	Case qty (master)
Single CCT															
68508	SWDL4R-9A-30WH/CHOICE	9	120	3 000	750	83	90+	50 000	45	FT4	White	Yes	>0.9	<15	32
CCT Selectable															
68671	SWDL4R-8A-3CWH/CHOICE	8	120	2 700/3 000/4 000	600	75	90+	50 000	45	FT4	White	Yes	>0.9	<15	32
68672	SWDL4R-8A-3CBK/CHOICE	8	120	2 700/3 000/4 000	600	75	90+	50 000	45	FT4	Black	Yes	>0.9	<15	32
68673	SWDL4R-8A-3CBN/CHOICE	8	120	2 700/3 000/4 000	600	75	90+	50 000	45	FT4	Brushed Nickel	Yes	>0.9	<15	32

¹ **QUICK SHIP:** Product availability is subject to change without notice. Please contact your Stanpro customer service representative to confirm inventory levels at time of order.

² Typical color temperature range: +/- 5 %.

³ Lumen values are derived from Energy Star reported data. Initial lumens range: +/- 10 %.

⁴ Life hours are derived from IESNA LM-80-08 testing report and projected per IESNA TM-21-11 extrapolations.

LUMEN SPECIFICATION TABLE

Order code	Model number	Watts (W)	2 700 K		3 000 K		4 000 K	
			Lumen output (lm)	Efficiency (lm/W)	Lumen output (lm)	Efficiency (lm/W)	Lumen output (lm)	Efficiency (lm/W)
68508	SWDL4R-9A-30WH/CHOICE	9			732	81		
68671	SWDL4R-8A-3CWH/CHOICE	8	614	77	684	85	684	85
67672	SWDL4R-8A-3CBK/CHOICE	8	579	72	644	80	646	81
68673	SWDL4R-8A-3CBN/CHOICE	8	610	76	708	88	673	84

DEFAULT PROGRAMMING


- 68671: 3 000 K
- 68672: 3 000 K
- 68673: 3 000 K

ACCESSORIES (order separately)

Order code	Model number	Type	Opening diameter (in)	Case qty (master)
66050 ¹	ACC/MPLATE/3.75IN/SQR/STD	Square mounting plate	3 3/4	96
66057 ¹	ACC/MPLATE/3.75IN/ADJ/STD	Adjustable mounting plate	3 3/4	24
64264 ²	LPDL/ACC/6FT/EXTCABLE/STD	6' Extension cord	-	96

¹ Includes brackets and screws.

² Only compatible with 68508.



COMPATIBLE DIMMERS¹

Brand	Single CCT	CCT Selectable
	Model	
Legrand	RH703PTUTC	RH703PTUTC
Cooper	AAL06, SLC03P	AAL06, SLC03P
Leviton	066EV, IPL06, 6674, DSL06-1ZL, DSM10-1LZ, IPE04-1LZ, DDMX1	IPL06, 6674, DSL06-1ZL, DSM10-1LZ, IPE04-1LZ, DDMX1
Lutron	PD-5NE, RRD-6NA, PD-6WCL, DVCL-153P, CTCL-153P, DVCL-253P, AYCL-253P, DVRP-253, SELV-300P, MACL-153P	PD-5NE, RRD-6NA, PD-6WCL, DVCL-153P, CTCL-153P, DVCL-253P, AYCL-253P, DVRP-253, SELV-300P, MACL-153P

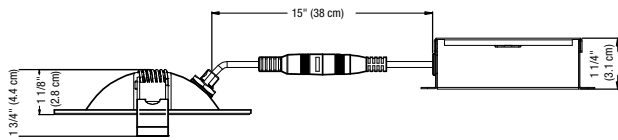
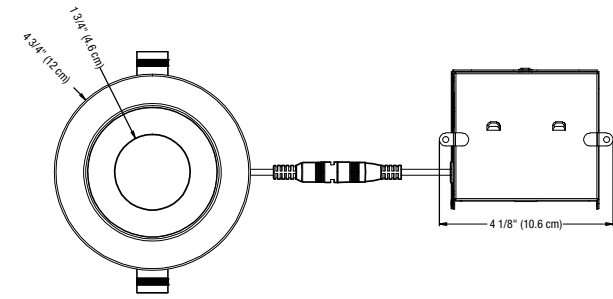
Dimming range: 10%-100%

¹ This table shows dimmers that have been tested and have demonstrated proper operation under normal conditions. Each installation being unique, various factors such as load, common neutrals or other electrical products on the circuit can, in certain instances, cause variance in system performance. Read and comply to the dimmer installation instructions. Consult dimming system manufacturer for additional support in operation. Some dimmers may require more than one product for stable operation. Stanpro recommends to use dimmers designed to work with LED products. Older dimmers designed for incandescent products may cause erratic operation.

Data is based upon tests performed in a controlled environment. Actual performance can vary depending on operating conditions. All products are subject to change or may be discontinued any time without notice.

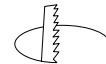
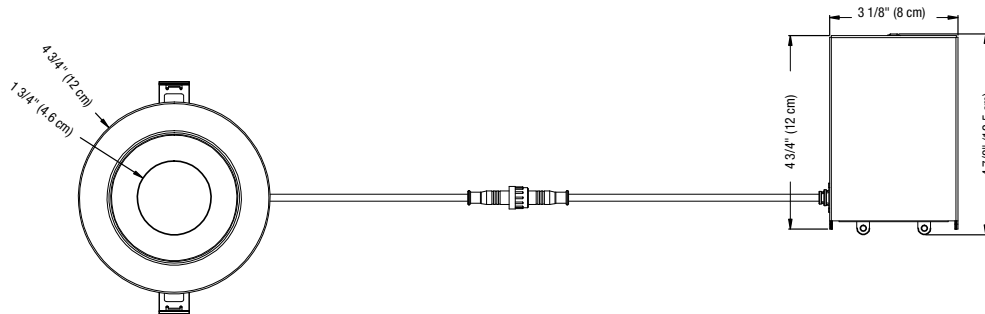
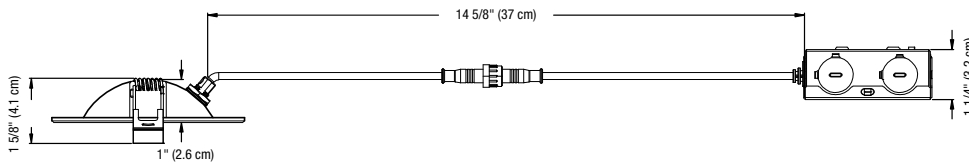
DIMENSIONS AND WEIGHTS

Single CCT



Cutting hole
3 3/4" - 4"

CCT Selectable



Cutting hole
3 3/4" - 4"

	Single CCT	CCT selectable
Net weight (lbs)	1.10	1.15

Data is based upon tests performed in a controlled environment. Actual performance can vary depending on operating conditions. All products are subject to change or may be discontinued any time without notice.