




SCEPTER PVC PRIMERS DATA SHEET

IPEX Solvent Cements Catalogue



IPEX



IPEX

IPEX SOLVENT CEMENTS

CEMENTS, PRIMERS & APPLICATORS
for Industrial, Mechanical, Plumbing and Electrical Piping systems.



Choosing the correct SOLVENT CEMENT is Vital!

Choosing the correct cement is a vital link in a thermoplastic piping system. Although cement is one of the most critical components of a piping system, it is most often overlooked.

Cements are formulated to best meet specific needs for example, general-purpose cement is thinner and less aggressive in bonding than heavy-duty industrial cement.

IPEX offers a wide range of high strength solvent cements for thermoplastic piping systems. Regular, medium, heavy or extra heavy cements are specially formulated for PVC pipe and fittings up to 900 mm (36") diameter for both pressure and non-pressure applications, CPVC through 300 mm (12") diameter and ABS through 200 mm (8") diameter.

IPEX offers a complete range of cements, primers and applicators so installers can choose the **RIGHT ONE** for their project and, following the basic steps, be assured of a good joint every time. A copy of our Solvent Cementing Guide is available on www.ipexinc.com.

Call your nearest IPEX representative for assistance with this critical part of your plastic piping system. On-the-job training, videos and instruction booklets are all available to help ensure you achieve perfect results.

Check out our training center by visiting www.ipexinc.com.

SCEPTER PVC PRIMERS DATA SHEET

IPEX 100T PRIMER

CLEAR

Low Voc, 3 Year Shelf Life

IPEX Rigid PVC Conduit Primer meets ASTM F656 requirements for solvent cement welding of PVC conduit applications.

IPEX 100T Conduit Primer cleans and prepares the surfaces of conduit pipe and fittings to permit proper solvent cementing. For extreme cold weather installations, the use of IPEX PVC Primer is recommended. Follow with IPEX 100 Conduit Cement for a solid, waterproof joint.



ml	U.S.	Product Code	Units per Case
250	1/2 pint	074306	24
475	pint	074307	12
950	quart	074308	12