



Non-metallic Mounting Blocks for Siding

Provides Flat Mounting Surface on All Siding Types • Three Styles



ON DUTCH LAP
MB5771

EASY INSTALLATION ON INSTALLED SIDING



1



2



3

Available for three siding types, Arlington's one-piece, non-metallic bases provide a smooth, flat mounting surface for equipment and devices.


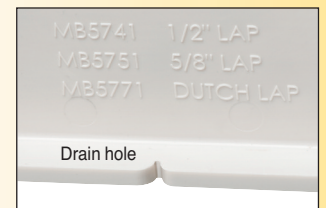
They also help to meet NEC 2020 code compliance for A/C disconnects.

There's a mounting block for each siding type. And they're easy to install *after* the siding is up.

- **MB5741** for 1/2" siding
- **MB5751** for 5/8" siding
- **MB5771** for Dutch Lap



- UV-rated for long outdoor life
- Heavy duty, paintable plastic
- Drain hole keeps water and dirt from collecting on lower edge




MB5741

MB5751

Patent pending

- 1 Use flat head screw (not supplied) to position and fasten mounting block to siding.
- 2 Mount equipment to block with screws of sufficient size and length to pass through mounting block into sheathing/substrate.
- 3 Apply caulk, as required, on top and sides of mounting block.



MB5771

CATALOG NUMBER	UPC/DCI/NAED MFG. #018997	DESCRIPTION MOUNTING BLOCK	UNIT PKG	STD PKG
MB5741	15171	for 1/2" Lap Siding	10	10
MB5751	15172	for 5/8" Lap Siding	10	10
MB5771	15173	for Dutch Lap Siding	10	10



Arlington®

1 Stauffer Industrial Park
Scranton, PA 18517
800/233.4717 • Fax 570/562.0646
www.aifittings.com