

## SENSOR SWITCH JOT (JUST ONE TOUCH) OVERVIEW

The Sensor Switch JOT-enabled solution offers a wireless, app-free approach to single room lighting control. Absolutely no 0-10V control wires and no mobile apps are needed to install and pair JOT enabled products, allowing for lightning speed installation right out of the box. Learn more at [www.acuitybrands.com/JOT](http://www.acuitybrands.com/JOT).

## WSXA JOT OVERVIEW

The WSXA JOT wall switch sensor uses Bluetooth® Low Energy (BLE) technology to enable room level dimming, occupancy sensing and daylight harvesting. This simple, cost-effective solution is ideal for small commercial indoor spaces that require small motion detection up to 20 ft (6.10 m) such as private offices, conference rooms, closets, copy rooms or any other small enclosed space.

WSXA JOT is only compatible with JOT-enabled fixtures and controls. Pairing in-circuit JOT-enabled devices is initiated with just one touch of the provisioning button using the provisioning tool provided with each unit. Once pairing is complete, settings can be changed using changing push-button programming or the Clarity mobile app.

WSXA JOT units come pre-configured for neutral-less wiring. If a connection with neutral wiring is required, contractors can convert the unit in seconds.

## FEATURES

- Wireless dimming and switching without 0-10V control wires
- Product pairing without mobile apps and laptops
- Functions with or without a neutral connection
- Occupancy and daylight sensing for code compliance
- Ideal for both new construction and renovation projects
- 100% passive detection
- Small motion detection up to 20 ft
- Programmable via push-button or Clarity mobile app
- Passive dual technology (PDT) utilizes PIR/Microphonics™ detection
- Vandal resistant lens
- Fully meets NEC 2017 Section 404.2C neutral requirements - no current leakage to ground when connected to neutral
- International Regulatory Certification (FCC/ISED)
- A JOT group can support up to 40 nodes

## Warranty

5-year limited warranty. Complete warranty terms located at: [www.acuitybrands.com/support/customer-support/terms-and-conditions](http://www.acuitybrands.com/support/customer-support/terms-and-conditions)

**Note:** Actual performance may differ as a result of end-user environment and application. Specifications subject to change without notice.

The Bluetooth® word mark and logos are registered trademarks owned by Bluetooth SIG, Inc. and any use of such marks by Acuity Brands is under license. Apple and the Apple logo are trademarks of Apple Inc. Android and Google Play are trademarks of Google, Inc. Other trademarks are property of their respective owners.



## WSXA JOT

*Wireless Wall Switch Sensor with Dimming, Occupancy Detection and Daylight Harvesting*



## ORDERING INFORMATION

WSXA JOT		Example: WSXA JOT PDT DX WH											
Series		Detection Mode		Dimming		Operating Mode		Voltage		Color			
WSXA JOT	Wireless Indoor Fixture Integrated PIR Occupancy / Ambient Light Sensor	[blank] PDT	(PIR) / Photocell Dual Technology	DX	Wireless Dimming	[blank] SA ASL	Automatic On Manual On Automatic Start Level 5VDC	[blank] 347	120-277 VAC 347 VAC	WH IV GY	White Ivory Gray	AL BK	Lt. Almond Black

### Accessories/Replacement Parts: Order as separate catalog numbers

SSI JOT TOOL J10 Jot Tool 10 Pack

### NOTES:

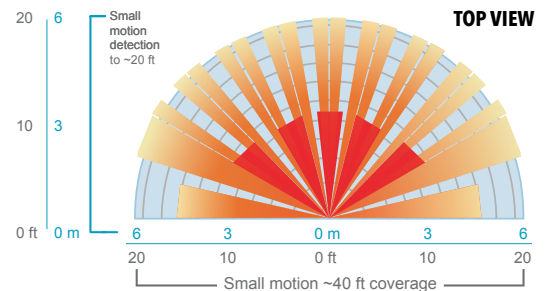
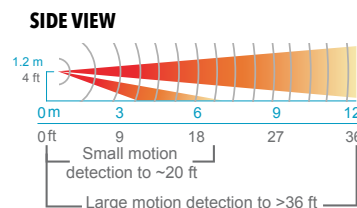
1. Matching wall plate provided for 120-277 VAC

## SPECIFICATIONS

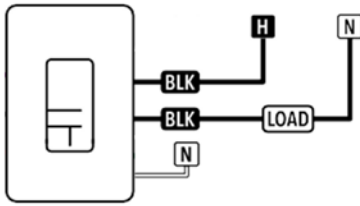
<b>Electrical</b>	<b>Input Ratings</b>	120-277VAC, 50/60 Hz 347VAC, 50/60 Hz (with 347 option)
	<b>Output Ratings</b>	120VAC, 800W, 6.7A - Electronic Ballast 277VAC, 1200W, 4.3A - Electronic Ballast 347VAC, 1500W, 4.3A - Electronic Ballast
	<b>Relay Type</b>	Latching
	<b>Standards/ Ratings</b>	Energy Management Equipment, UL916 (E167435)
<b>Mechanical</b>	<b>Dimensions</b>	2.74"H x 1.68"W x 1.63"D (70mm x 43mm x 41mm) - does not include ground strap
	<b>Mounting</b>	Single-Gang Box
	<b>Connection Type</b>	Line-Voltage Leads
<b>Environmental</b>	<b>Warrantied Operating Temperature</b>	32°F to 140°F (0°C to 60°C)
	<b>Relative Humidity</b>	Up to 90%, Non-Condensing
	<b>Standards/ Ratings</b>	RoHS

## COVERAGE PATTERNS

- Small motion (e.g. hand movements) detection up to 20 ft (6.10 m), ~625 ft<sup>2</sup>
- Large motion (e.g. walking) detection greater than 36 ft (10.97 m), ~2025 ft<sup>2</sup>
- Wall-to-wall PIR coverage
- Units with -PDT (Passive Dual Technology) option (also called Microphonics) provide overlapping detection of human activity over the complete PIR coverage area. Advanced filtering is utilized to prevent non-occupant noises from keeping the lights on.
- Tested to NEMA WD 7-2011

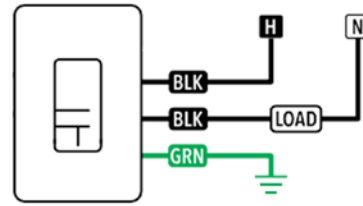


## CONVERTIBLE NEUTRAL



120-277 VAC

## GROUND ONLY



### NOTES:

- Neutral wiring complies with all codes that restrict current over ground leakage.
- For 347 VAC red wires replace black wires

## PRODUCT PAIRING PROCESS

1. Power: Install JOT enabled fixtures and controls as instructed.
2. Pair: Insert the pairing tool into the pinhole on the wall switch; press and hold any button for 6 seconds.
3. Play: Once paired, each fixture will individually dim down to 10% brightness. All products will be fully functional.

## Inhibited Daylighting

The ambient light level at which the sensor prevents the lights from initially turning on is set to 5fc by default. Once on, the lights will remain on until the space becomes un-occupied (occupancy time delay expires and turns them off).



## WARNING

Only use pre-packaged JOT tool to start pairing process.  
**DO NOT INSERT METAL INTO PIN HOLE!**