



OmniSpot LED Recessed Multiples are designed to meet the most demanding retail lighting challenges through sleek and discrete aesthetics while providing a high center beam candlepower and efficacy performance.

Now including AccuRender technology for the highest color quality at the highest efficacy.

Complete unit = Fixture + Frame + Reflector + Optional Accessories

Project: _____
 Location: _____
 Cat.No: _____
 Type: _____
 Qty: _____
 Notes: _____

Frame

example: LCRM10H2

Series	Lumens	Heads
LCRM	10	
LCRM OmniSpot Recessed Multiples	10 600lm/1000lm	H1 1 head H2 2 head H3 3 head H4 4 head

Fixture

example: LCRM10930H2BKZ10U

Series	Lumens	CRI/CCT	Heads	Finishes	Flanges	Dimming/Voltage
LCRM						Z10U
LCRM OmniSpot Recessed Multiples	06 600lm 10 1000lm	927 90CRI / 2700K 930 90CRI / 3000K 935 90CRI / 3500K 940 90CRI / 4000K LED Color Recipes CW30 90CRI / 3000K Crisp White PW30 90CRI / 3000K Premium White PC30 90CRI / 3000K Premium Color	H1 1 head H2 2 head H3 3 head H4 4 head	BK Matte Black WH Matte White	T Trim Flange F Flangeless	Z10U 0-10V 1% 120/277V

Optics

example: LLMRNS

Series	Beam spreads
LLM	
LLM OmniSpot Reflectors	RNS 12° Narrow Spot RS 18° Spot RNF 24° Narrow Flood RF 36° Flood

Mud-in Kit (for Flangeless option)

LCRM10H1MK	for 1 head configurations
LCRM10H2MK	for 2 head configurations
LCRM10H3MK	for 3 head configurations
LCRM10H4MK	for 4 head configurations

- Aperture ring on the fixture can hold a maximum of 1 film and 1 snoot.
- Accessory holder can hold a maximum of 1 hex cell, 1 film, and 1 snoot.
- Hex cell needs to be ordered with an accessory holder.

Accessories¹

example: LC10SNBK

Series	Finishes
Accessory holders² LC10AH OmniSpot accessory holder	AL Aluminum WH Matte White BK Matte Black
Snoots LC10SN OmniSpot snoot	AL Aluminum WH Matte White BK Matte Black
Diffusion films LC10 OmniSpot diffusion Film	SF Soft Focus FR Frosted Etched LS Linear Spread SY Symmetrical Spread

Hex cell louvers³

7472 OmniSpot hex cell louver (matte black only)

LCRM OmniSpot LED

Recessed Multiples (600lm & 1000lm)

Features

- LED Board:** COB LED.
- Heat Sink:** Die-cast aluminum maintains LED junction temperature for minimum 90,000 hr lifetime at 70% lumen maintenance.
- Finishes:** Painted finishes with a baked enamel. Contains some powder coated finishes.
- Heat Sink Arm:** Tool-less aiming with 360° horizontal rotation, 180° vertical tilt and a pull down adjustment from flush recessed to semirecessed for optimal performance.
- Trim/Housing:** One part integrated system including a seamless flange (16 ga powder coated steel), and pre-formed housing (22 ga powder coated steel), with pre-wired integral driver(s).
- Frame with mounting brackets:** Mounting brackets are adjustable vertically from inside of Frame-in-kit. Maximum ceiling thickness is 1.625". Accepts various types of mounting bars including C-channel, EMT (contractor supplied) and Lightolier mounting bars (Cat. # 1950 or 1951). For use in T-grid or sheet rock ceiling. See next page for overall dimensions.
- Junction box:** 4" x 3.5" x 2" ; .063" (14 ga.) galvanized steel.
- Light Engine:** Simple plug-and-play connection between the frame and light engine from below the ceiling eliminates the need for wiring between frame and LED driver.
- Luminaire Disconnect:** Power from Frame-in-kit to Trim/Housing connection with quick connect plug.
- Torsion Springs and Safety Springs:** Torsion Springs swivel to allow Trim/Housing to hang temporarily from one end to ease the process of making luminaire electrical connection complete. Safety Springs allow positive lock between Trim/Housing and Frame-in-kit for added security.
- Interchangeable Optics:** High efficiency metalized coating providing up to 98 % total reflectivity for optimal light quality, beam control and punch. Reflector has lens attached which protects reflector finish and LEDs from contamination. Tool-less installation. Reflector sold separately to allow field replacement. Various combinations of beam angles could be achieved with 4 optic offerings.
- Crisp White:** Available in 90CRI / 3000K only, our 90CRI CrispWhite technology combines the warm, saturated colors of high CRI with crisp and vibrant whites. The small form factor and high quality of light make this an impactful option for retail display areas.
- Premium White:** Available in 90CRI/3000K only, the new benchmark in retail fashion, delivering stronger, brighter whites via the best technology in the market, but with minimal compromise on energy savings.
- PremiumColor:** Available in 90CRI/3000K only, provides vivid and robust colors that pop while maintaining a strong ambient white and bold black balance in any space. This LED technology is sure to add positive energy to varying application needs.

Dimming Compatibility

Philips Sunrise SR1200ZTUNV 0-10V 1%
Leviton Illumatech IP7 series 0-10V 1%
0-10V dimming compatible

Electrical

Electronic power supply
Input voltage: 120/277V, 50/60 Hz
Input power: 6W - 12W
Efficacy: Up to 116lm/W
High power factor: >0.9
CRI: 90+

Labels

cULus Listed. 5 year warranty.
ENERGY STAR® certified (excluding Crisp White, Premium White, and Premium Color configurations).
Accessories are not Energy Star qualified.

Accessories (ordered separately)



Components

- Cylinder housing
- Reflector optics
- Diffusion/special films
- Hex cell louver
- Snoot
- Aperture Ring

Hex cell louvers

7472 2" dia.



Hex Cell Louvers: Order accessory holder to retain louver. Reduction in light of 45% (only available in matte black).

Snoot

LC10SN 2" dia.



Diffusion films

LLAV11 = 3 1/8" dia. LLAV12 = 4 3/4" dia.



Soft Focus (SF): Only slightly removes beam's punch while softening edges, slightly widens beam, light reduction of about 10%.

Frosted Etched (FR): Increased hiding, smoothing and blending of LED source, takes narrow spot and changes it to about a medium beam distribution, light reduction about 15 -20%.

Linear Spread (LS): Asymmetrical beam-elongating, creates an elliptical pattern, takes narrow spot and changes it to about 15° x 50° beam angles.

Symmetrical Spread (SY): Widens the beam of light in all directions, more pronounced widening effect compared to Solite or frosted, creating larger beam spreads while also softening edges, takes narrow spot and changes it to about 40° beam angle, light reduction of about 20 -25%.

Configurations



1 Head



2 Head



3 Head



4 Head

LCRM OmniSpot LED

Recessed Multiples (600lm & 1000lm)



AccuRender Technology (CRI 90+)

The right light brings colors to life. Our new AccuRender technology helps ensure colors are rendered more accurately and consistently, while doing so as efficiently as CRI 80 products.



Standard CRI 80
Good color rendering and high efficacy



Standard CRI 90
Better color rendering and low efficacy



AccuRender
Best color rendering, color preference and high efficacy

Enjoy design flexibility

Full range of products and options:

- Available soon in across Lightolier portfolio for application flexibility
- Multiple color temperatures (CCTs) and lumen packages offered

Promote savings

High efficacy, with no penalty:

- Energy efficacy compares well to conventional 80 CRI
- Up to 25% more energy savings vs competitor 90 CRI¹
- Helps meet Title 24 requirements

Show your true colors

High color rendering:


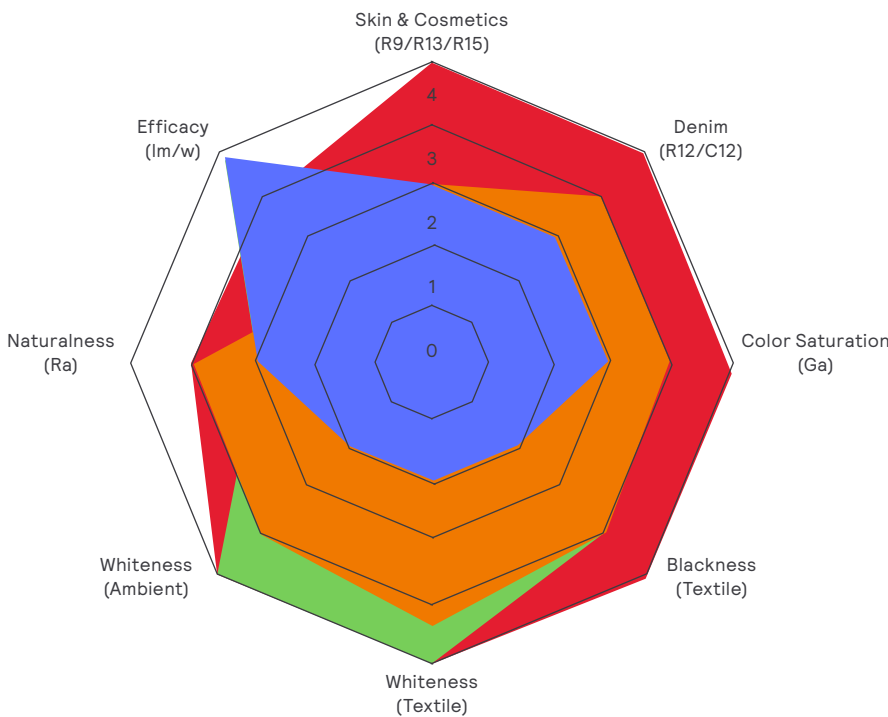
- True to life colors to help energize your environment and render better flesh tones critical for healthcare hospitality and retail applications.
- R_a up to 94 CRI
- R_g up to 67 CRI
- G_a up to 99 CRI
- C_g up to 94 CRI
- R_l up to 92 TM-30
- $R_{r,hl}$ up to 91 TM-30
- R_g up to 100 TM-30
- $R_{cs,hl}$ up to -5% TM-30

Achieve color balance

Best in class color consistency:

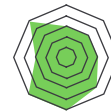
- Promote aesthetic harmony in your space with ≤ 2 SDCM

LED Color Recipes



Crisp White

Dial-up the drama of your display. Highlight the variances in white tones, add contrast to blacks and create a real pleasing sparkle effect while retaining warm skin tones.



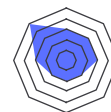
Premium White

The new benchmark for retail fashion. Delivering stronger and brighter whites via the best lighting technology on the market with minimal compromise to energy savings.



Premium Color

Enhance the contrast between colors and whites to achieve new depths of color rendering for a vibrant saturated fashion-forward visual experience that won't affect the atmosphere and will have a positive effect on energy efficiency.



Standard Color

Standard CRI 90