

Installing dies



Insert dies for TBM6H hydraulic head and type OD tools

Cat no.	Description or colour codes	Cat no.	Description or colour codes
OJB	0	BY37	840 (EEI 11A)
DBL	D	BY55	Wire cutter (2/0 max.)
BY39	510 Hex (non-bow)	BY63	Orange (Nicopress)
BY41	635 Hex (non-bow)	BY65	Plum
BY43	747 Hex (non-bow)	BY15C*	7/32 Red
BY45	T	BY17C*	1/4 Blue
BY47	K	BY19C*	5/16 Grey
BY49	B	BY21C*	3/8 Brown
BY51	J	BY23C*	1/2 Pink
BY53	P	BY24C*	1/2-1 Gold
BY13	3/16	BY25C*	9/16 Tan/orange
BY15*	7/32 (EEI-1 index 236)	BY27C*	11/16 Yellow
BY17	1/4	BY31C*	5/8-1 Olive/purple
BY19	5/16 (index 161.242)	BY32C*	Ruby
BY21	3/8	BY35C*	781 White
BY23	1/2 (index 163)	BY37C*	840 Red
BY25	9/16	BY28C*	17/32 Black
BY27	11/16	BY53C*	P Green
BY29	19/32	BG-1-BB	Canvas bag for OD58
BY31	5/8-1 (index 165)	ODH1	Insulating head cover
BY33	737	-	-
BY35	781	-	-

*Can also be used with OD58 tool.

Cross-reference for 21940 (40-ton) tool dies

Die designation	Die code	ABB		Burdny part no.	
		cat. no.	Copper	Aluminum	
-	66	11409	30RT	28RT	
840	71 / 76	11363 / 11410	31RT / 32RT	29RT / 30RT	
1	87	11423	34RT	31RT	
1 1/8	94 / 99	11364 / 11424	36RT / 38RT	32RT / 34RT	
-	106	74506	39RT	36RT	
1 5/16	107 / 112	11425 / 11426	40 RT	40 RT	
1 1/2	115 / 125	11308 / 11416	44 RT	39 ART	
1 5/8	140	11418	-	40RT	
1 3/4	150 / 161	11419 / 11420	46RT	44RT	
-	175	11421	-	-	



Insert dies for hydraulic heads* – JB12B, 13100A, TBM14M, TBM14CR-LI, TBM14RH, TBM15I, TBM15CR-LI

Cat no.	Description or colour codes	Cat no.	Description or colour codes
B58CS	5/8 Die set	B75AH	-
HO	"O" Die set	B76AH	-
HD	"D" Die set	B76SH	-
HN	"N" Die set	B06CHI	Pink/gold #1/0 AWG Cu
HU	"U" Die set	B08CH	Tan/orange #3/0 AWG Cu
HBKC	BKC	B09CH	Olive/purple #4/0 AWG Cu
HBKT	BKT	B11CH	Red/blue #350/400 kcmil Cu
B24EA	EEI 8A	B10SH	-
B30EA	EEI 9A	B05CH	Green #1 AWG Cu
B39EA	EEI 10A	B26CH	Ruby/yellow #250 kcmil Cu
B49EA	EEI 11A (840)	B71CH	Red #8 AWG Cu
B61EA	EEI 12A	B72CH	Black #2/0 AWG Cu
B80EA	EEI 13A	B73CH	Blue #6 AWG Cu
B20AH	EEI14A	B74CH	Grey #4 AWG Cu
B71AH	-	B75CH	Brown #2 AWG Cu
B72AH		B76CH	Pink #500 kcmil Al
B73AH		B10CHI	White #300 kcmil Cu
B74AH		B12CHI	Brown #500 kcmil Cu

*Adaptor 15500-TB required with ABB 15-ton tools.

Installing dies

Dies for lugs and splices

Connector size			TBM6H				TBM6PCR-LI, TBM62PCR-LI, TBM62CR-LI, TBM6UNICR-LI				TBM15CR-LI/ TBM15I***	
Code copper (AWG or kcmil)	Flex/24	Al/Cu (AWG or kcmil)	Color code	Die cat. no.	Die code no.	Die cat. no.	Die code no.	Hex-Flex die cat. no.	Hex-Flex die code no.	Die cat. no.	Die code no.	
8	37/24	#10	Red	6TON21SS	21	6TON21SS	21	6TON21XSS	21X	15520SS	21	
6	61/24	#8	Blue	6TON24SS	24	6TON24SS	24	6TON24XSS	24X	15522SS	24	
4	91/24	#6	Grey	6TON29SS	29	6TON29SS	29	6TON29XSS	29X	15527SS	29	
2	125/24	-	Brown	6TON33SS	33	6TON33SS	33	6TON33XSS	33X	15528SS	33	
1	150/24	#4	Green	6TON37SS	37	6TON37SS	37	6TON37XSS	37X	15513SS	37	
1/0	225/24	#2	Pink	6TON42SS	42	6TON42SS	42	6TON42XSS	42X	15508SS	42	
2/0	275/24	-	Black	6TON45SS	45	6TON45SS	45	6TON45XSS	45X	15526SS	45	
3/0	325/24	-	Orange	6TON50SS	50H	6TON50SS	50H	6TON50XSS	50X	15530SS	50	
4/0	450/24	-	Purple	6TON54SS	54H	6TON54SS	54H	6TON54XSS	54X	15511SS	54	
250	550/24	-	Yellow	6TON62SS	62H	6TON62SS	62H	6TON62XSS	62X	15510SS	62	
-	-	#1	Gold	6TON45SS	45	6TON45SS	45	-	-	15526SS	45	
-	-	1/0	Tan	6TON50SS	50H	6TON50SS	50H	-	-	15530SS	50	
-	-	2/0	Olive	6TON54SS	54H	6TON54SS	54H	-	-	15511SS	54	
-	-	3/0	Ruby	6TON60SS	60H	6TON60SS	60H	-	-	15532SS	60	
300	-	4/0	White	6TON66SS	66H	6TON66SS	66H	6TON66X	66X	15534SS	66	
350	775/24 (Short)	250	Red	6TON71SS	71H	6TON71SS	71H	-	-	15514SS	71	
400	775/24 (Long)	300	Blue	6TON76SS	76H	6TON76SS	76H	-	-	15512SS	76	
-	925/24*	-	-	6TON80SS	80H	6TON80SS	80H	-	-	15517SS	80	
-	-	-	-	-	-	-	-	-	-	15606	80	
500	-	350	Brown	6TON87SS	87H	6TON87SS	87H	-	-	15506SS	87	
600	1100/24	400	Green	6TON94SS	94H	6TON94SS	94H	-	-	15536SS	-	
-	1325/24**	-	Pink	-	-	-	-	-	-	-	-	
700	-	500	Pink	-	99H	-	-	-	-	15505SS	-	
750	-	650	Black	-	106H	-	-	-	-	15515SS	-	
800	-	-	Orange	-	107H	-	-	-	-	15540SS	-	
-	-	700	Purple	-	112H	-	-	-	-	-	-	
900	195/24	750	Yellow	-	115H	-	-	-	-	15504SS	-	
1000	-	800	-	-	-	-	-	-	-	-	-	
1250	-	1000	-	-	-	-	-	-	-	-	-	
1500	-	-	-	-	-	-	-	-	-	-	-	

* Standard barrel only. Long barrel requires Brown 87H.

** Standard barrel only. Long barrel requires Black 106H.

*** 15500 Series dies require 15500-TB adaptor. 15500F for full size die to fit TBM15I without adaptor.

Dies for standard lugs and splices (OD58)

Connector size						Connector size					
Code copper (AWG or kcmil)	Flex/24	Al/Cu (AWG or kcmil)	Color-Keyed die colour	Die cat. no.	Die code no.	Code copper (AWG or kcmil)	Flex/24	Al/Cu (AWG or kcmil)	Color-Keyed die colour	Die cat. no.	Die code no.
#8	37/24	#10	Red	BY15C	21	3/0	325/24	-	Orange	BY25C	50
#6	61/24	#8	Blue	BY17C	24	4/0	450/24	-	Purple	BY27C	54
#4	91/24	#6	Grey	BY19C	29	250	550/24	-	Yellow	BY31C	62
#2	125/24	-	Brown	BY21C	33	-	-	#1	Gold	BY24C	45
#1	150/24	#4	Green	BY53C	37	-	-	1/0	Tan	BY25C	50
1/0	225/24	#2	Pink	BY23C	42	-	-	2/0	Olive	BY31C	54
2/0	275/24	-	Black	BY28C	45	-	-	3/0	Ruby	BY32C	60

Installing dies

Dies for lugs and splices

TBM12PCR-LI		TBM14M, TB14MC, 13100A, JB12A, TBM14CR-LI				TBM15I***, TBM15CR-LI				21940			
Die cat. no.	Die code no.	Die cat. no.	Die code no.	Die cat. no.	Die code no.	Full die cat. no.	Full die code no.	Hex-Flex die cat. no.	Hex-Flex die code no.	Hex-Flex full die cat. no.	Hex-Flex full die code no.	Die cat. no.	Die code no.
15520SS	21	15520XSS	21X	15520SS	21	15520F	21	15520XSS	21X	-	-	-	21
15522SS	24	15522XSS	24X	15522SS	24	15522F	24	15522XSS	24X	-	-	-	24
15527SS	29	15527XSS	29X	15527SS	29	15527F	29	15527XSS	29X	-	-	11401	29
15528SS	33	15528XSS	33X	15528SS	33	15528F	33	15528XSS	33X	-	-	11402	33
15513SS	37	15513XSS	37X	15513SS	37	15513F	37	15513XSS	37X	-	-	11333	37
15508SS	42	15508XSS	42X	15508SS	42	15508F	42	15508XSS	42X	-	-	11334	42
15526SS	45	15526XSS	45X	15526SS	45	15526F	45	15526XSS	45X	-	-	11405	45
15530SS	50	15530XSS	50X	15530SS	50H	15530F	50H	15530XSS	50X	-	-	11406	50
15511SS	54	15511XSS	54X	15511SS	54H	15511F	54H	15511XSS	54X	-	-	11407	54
15510SS	62	15110XSS	62X	15510SS	62H	15110F	62H	15510XSS	62X	15662X	62X	11340	62
15526SS	45	-	-	15526SS	45	-	45	-	-	-	-	11405	45
15530SS	50	-	-	15530SS	50H	-	50H	-	-	-	-	11406	50
15511SS	54	-	-	15511SS	54H	-	54H	-	-	-	-	11407	54
15532SS	60	-	-	15532SS	60H	15532F	60H	-	-	-	-	11408	60
15534SS	66	15534XSS	66X	15534SS	66H	15534XSS	66H	15534XSS	66X	15666X	66X	11409	66
15514SS	71	15514XSS	71X	15514SS	71H	15514XSS	71H	15514XSS	71X	15671X	71X	11363	71
15512SS	76	15512XSS	76X	15512SS	76H	15512XSS	76H	15512XSS	76X	15676X	76X	11410	76
15517SS	80H	15517XSS	80X	15517SS	80H	15517XSS	80H	15517XSS	80X	15606	80X	11423	-
-	-	-	-	-	-	-	-	-	-	-	-	-	-
15506SS	87H	15506XSS	87X	15506SS	87H	15506XSS	87H	15506XSS	87X	15687X	87X	11364	87
15536SS	94H	15536XSS	84X	15536SS	94H	15536XSS	94H	15536XSS	94X	15611X	94X	-	94
-	-	-	-	-	-	-	-	-	-	-	-	-	-
15505SS	99H	-	-	15505SS	99H	15505F	-	-	-	15605X	99X	11424	99
15515SS	106H	-	-	15515SS	106H	15515F	-	-	-	15615X	106X	7450	106
15540SS	107H	-	-	-	-	15609	-	-	-	15608X	107X	11425	107
-	-	-	-	-	-	15504F	-	-	-	-	-	11426	112
15504SS	115H	-	-	15504SS	115H	-	-	-	-	15604X	115X	11308	115
-	-	-	-	-	-	15603	-	-	-	-	-	11416	125
-	-	-	-	-	-	15602	-	-	-	-	-	11418	140
-	-	-	-	-	-	15601	-	-	-	-	-	11419	150

Dies for C-taps

Connector	Colour code	TBM45S	TBM5/5S	TBM6/6S	TBM8/8S	TBM62PCR-LI/TBM6H	
		Nest colour	Die cat. no.	Die cat. no.	Die cat. no.	Die cat. no.	Die cat. no.
54705	Red	Red nest	13454	13475/13477	13461	TBM6221	6TON21SS
54710	Blue	Blue nest				TBM6224	6TON24SS
54715	Grey	Grey nest		13472/13476		TBM6229	6TON29SS
54720	Brown	Brown nest		13474/13477		TBM6233	6TON33SS
54725	Green	Green nest	13455		13462	TBM6237	6TON37SS
54730	Pink	-				TBM6242	6TON42SS
54735	Black					TBM6245	6TON45SS
54740	Orange					TBM6250	6TON50SS
54745	Purple		13456		13563	TBM6254	6TON54SS
54750	Yellow			13473/13478		TBM6262	6TON62SS

Installing dies

Dies for large C-taps

Connector	Colour code	13642M/13400	TBM12	13100A/JB12B/TBM14M/ TBM14RH/TBM14CR-LI/TBM12CR-LI	TBM15I/TBM15CR-LI
		Die cat. no.	Die cat. no.	Die cat. no.	Die cat. no.
54755	Blue	11744	TBM12D-4	15512SS	15512SS
54760	Brown	11746	TBM12D-3	15506SS	15506SS
54765	Pink	11748	TBM12D-2	15505SS	15505SS
54770	Black	11749	TBM12D-2	15515SS	15515SS
54775	Yellow	11753	TBM12D-1	15504SS	15504SS
54780	White	-	-	-	15603
54785	-	-	-	-	15603
54790	-	-	-	-	15603

Dies for aluminum H-taps

Connector	Colour code	TBM5/5S	TBM6/6S	TBM8/8S	TBM12	TBM6H/ TBM6PCR-LI	13100A/JB12B/TBM14M/ TBM14RH/TBM14CR-LI/TBM12CR-LI	TBM15I/ TBM15CR-LI
		Die cat. no.	Die cat. no.	Die cat. no.	Die cat. no.	Die cat. no.	Die cat. no.	Die cat. no.
63105	Orange	13455	13474/13477	13462	TBM12D-4	6TON50	15530SS	15530SS
63110	Green	-	13470	-	TBM12D-H	OJB	15501A	15501A
63118	Green	-	13470	-	TBM12D-H	OJB	15501A	15501A
63125	Green	-	13470	-	TBM12D-H	OJB	15501A	15501A
63140	Blue	-	13471	-	TBM12D-H	DBL	15502	15502
63148	Blue	-	13471	-	TBM12D-H	-	-	15502
63160	Red	-	-	-	-	-	-	15612
63169	Black	-	-	-	-	-	-	15620
63170	Black	-	-	-	-	-	-	15620
63180	Black	-	-	-	-	-	-	15620

Dies for copper H-taps

Connector	Colour code	TBM6H	13100A/JB12B/ TBM14M/ TBM14CR-LI/ TBM14RH/ TBM14CR-LI/ TBM12CR-LI	TBM15CR-LI/ TBM15I/ TBM15CR-LI
		Die cat. no.	Die cat. no.	Die cat. no.
CHT814-10	Green	6TON37R	15CA37RCH	15CA37RCH
CHT214-9	Brown	6TON71R	15CA71RCH	15CA71RCH
CHT250214-8	Purple	-	15CA80RCH	15CA80RCH
CHT25014-7	Purple	-	-	-
CHT2502-6	Purple	-	-	-
CHT50010-5	Brown	-	-	15612CH
CHT50040-4	Brown	-	-	-
CHT75010-3	Yellow	-	-	15620CH
CHT750350-2	Yellow	-	-	-
CHT75040-11	Yellow	-	-	-
CHT750350-1F	White	-	-	15620CHF

Dies for medium-voltage connectors (15 kV applications)

Die code no.	Copper conductor size (AWG or kcmil)	TBM12CR-LI, TBM15I, TBM14M, TBM14RH, TBM14CR-LI, TBM15CR-LI, 13100A, TBM12CR-LI, TBM14CR-LI, TBM15CR-LI		Round gauging
		Adaptor** type	Non-adaptor type	
29R	#4	15CA29R	-	0,302/0,290
33R	#2	15CA33R	-	0,348/0,336
37R	#1	15CA37R	-	0,394/0,382
42R	1/0	15CA42R	-	0,432/0,420
45R	2/0	15CA45R	-	0,472/0,460
49R	3/0	15CA49R	-	0,522/0,510
54R	4/0	15CA54R	-	0,576/0,564
60R	250	15CA60R	-	0,604/0,592
66R	300	15CA66R	-	0,680/0,668
71R	350	15CA71R	-	0,730/0,718
76R	400	15CA76R	-	0,790/0,778
87R	500	15CA87R	-	0,904/0,892
94R	600	15CA94R***	-	0,958/0,946
106R	750	15CA106R***	-	1,042/1,030
125R	1,000	-	15C125R*	1,298/1,286

*To be used with TBM15I or TBM15CR-LI tools.

**Use 15500-TB adaptor with TBM15I tool.

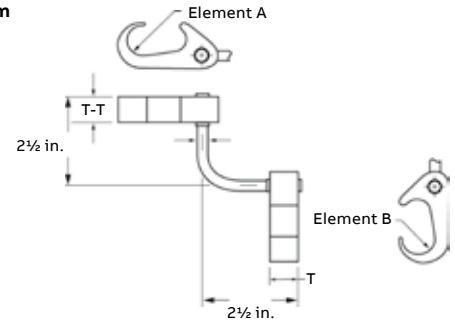
***Not UL Listed for use in TBM14M/13100A tools.

Installing dies

Dies for figure 6 to 6 ground connectors

Connector	Cable Element A (AWG or kcmil)	To cable Element B (AWG or kcmil)	To ground rod Element B	To rebar Element B	Die selection	
					Element A	Element B
54855L	#6 Sol. – #2 Str.	#6 Sol. – #2 Str.	–	–	15501A	15501A
54865L	#1 Str. – 250	#6 Sol. – #2 Str.	½ in. – ⅝ in.	⅜ in. – ½ in. #3 – #4	15G86R	15501A
54875L	#2 Str. – 250	#2 Str. – 250	½ in. – ⅝ in.	⅜ in. – ½ in. #3 – #4	15G86R	15G86R
54885L	250 – 500	#6 Sol. – #2 Str.	⅝ in. – ¾ in.	⅝ in. – ¾ in. #3 – #4	15G126R	15501A
54895L	250 – 500	#2 Str. – 250	⅝ in. – ¾ in.	⅝ in. – ¾ in. #3 – #4	15G126R	15G86R
54900L	250 – 500	#2 Str. – 250	⅝ in. – ¾ in.	⅝ in. – ¾ in. #3 – #4	15G121R	15G121R

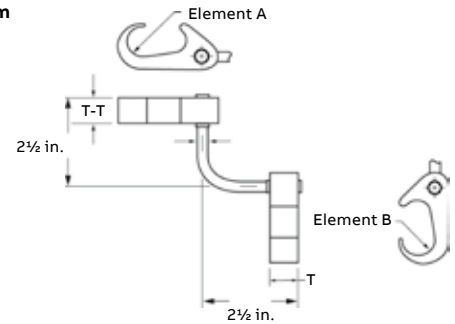
Diagram



Dies for figure 6 to 6 ground connectors and cross reference

Cat. no.	Dies for ABB				Burdny tools and dies			
	14- and 15-ton tools		Y750		Y45		Y46	
	Element A *	Element B *	A *	B *	A *	B *	A *	B *
54900L	15G121R [3]	15G121R [3]	U1011 [3]	U1011 [3]	S1011 [3]	S1011 [3]	P1011 [3]	P1011 [3]
54895L	15G86R [1]	15G126R [1]	PU998 or PU998 [1]	U997 [1]	S998 or PU998 [1]	U997 [1]	P998 [1]	U997 [1]
54885L	15501A [1]	15G126R [1]	PU998 or PU998 [1]	U-0 or PU998 [1]	S998 [1]	U-0 [1]	P998 [1]	U-0 [1]
54875L	15G86R [1]	15G86R [1]	U997 [1]	U997 [1]	U997 [1]	U997 [1]	U997 [1]	U997 [1]
54865L	15501A [1]	15G86R [1]	U997 [1]	U-0 [1]	U997 [1]	U-0 [1]	U997 [1]	U-0 [1]
54855L	15501A [1]	15501A [1]	U-0 [1]	U-0 [1]	U-0 [1]	U-0 [1]	U-0 [1]	U-0 [1]

Diagram



[*] = Number of crimps
Use 15500-TB adaptor for ABB 15-ton tool.

Installing dies

Dies for figure 6 ground connectors and cross references

Cat. no.	Dies for ABB			Burndy tools and dies	
	14- and 15-ton tools *	Y750 *	Y45 *	Y46 *	
54900	15G121R [3]	U1011 [3]	S1011 [3]	P1011 [3]	
54895	15G126R [1]	PU998 [1]	PU996 or S998 [1]	PU996 or S998 [1]	
54890	15G126R [1]	PU998 [1]	PU996 or S998 [1]	PU996 or S998 [1]	
54885	15G126R [1]	PU998 [1]	PU996 or S998 [1]	PU996 or S998 [1]	
54875	15501A [1]	UO [1]	UO [1]	UO [1]	
54865CK	15G86R [1]	997 [1]	U997 [1]	U997 [1]	
54860	15G86R [1]	997 [1]	U997 [1]	U997 [1]	
54855	15G86R [1]	997 [1]	U997 [1]	U997 [1]	

[*] = Number of crimps

Use 15500-TB adaptor for ABB 15-ton tool.

Cat. no.	Application		Dies for ABB tools (Figure 2)	L (in.)
	Main	Tap (AWG or kcmil)		
54865-CKN*	5/8 in. rod	3/0 str. – 250	15506SS	1½
54860N	5/8 in. rod	1/0 str. – 2/0 str.	15506SS	1½
54855N	5/8 in. rod	#4 sol. – #2 str.	15506SS	1½
54875N	#6 sol. – #2 str.	#6 sol. – #2 str.	15517SS	1½

Diagrams




Figure 1 Pre-crimped (15526SS die)

Important: For 54865-CKN Only. To be in compliance with IEEE837-2014, the ground rod should be pre-crimped with die 15526SS (45H) as shown in Figure 1.

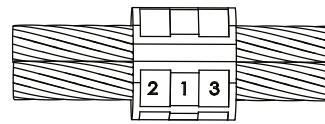
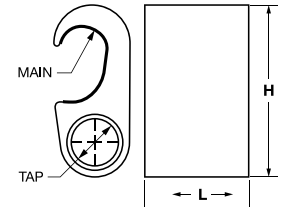


Figure 2 – Requires 3 crimps



* See Figure 1

All parts ending by the letter N are IEEE837-2014 compliant.

Use hydraulic tool 13100A, TBM14M TBM14CR-LI, TBM15CR-LI, TBM15, or TBM15I with die indicated in chart.

Dies for figure 8 ground connectors and cross references

Cat. no.	Cable range (AWG or kcmil)	Dies for ABB			Burndy tools and dies	
		14- and 15-ton tools *	Y750 *	Y45 *	Y46 *	
GR1-300500*	300–500	15G121R [2]	U1011 [2]	S1011 [2]	P1011 [2]	
GR34-300500 & TP*	300–500	15G121R [2]	U1011 [2]	S1012 [2] or PU998 [1]	P1011 [2] or PU998 [1]	
GR58-30050 & TP	300–500	15G121R [2]	PU998 [1]	S1012 [2] or PU998 [1]	P1011 [2] or PU998 [1]	
GR1-40250*	4/0–250	15G121R [2]	U1011 [2]	S1011 [2] S1012 [2] or PU998 [1]	P1011 [2] or PU998 [1]	
GR34-40250 & TP*	4/0–250	15G121R [2]	PU998 [1]	S1012 [2] or PU998 [1]	P1011 [2] or PU998 [1]	
GR58-40250 & TP	4/0–250	15G121R [2]	PU998 [1]	S1012 [2] or PU998 [1]	P1011 [2] or PU998 [1]	
GR12-40250 & TP	4/0–250	15G121R [2]	PU998 [1]	S1012 [2] or PU998 [1]	P1011 [2] or PU998 [1]	
GR1-202*	2–2/0	15G121R [2]	U1011 [2]	S1011 [2] S1012 [2] or PU998 [1]	P1011 [2] or PU998 [1]	
GR34-202 & TP	2–2/0	15G121R [2]	PU998 [1]	S1012 [2] or PU998 [1]	P1011 [2] or PU998 [1]	
GR58-202 & TP	2–2/0	15G121R [2]	PU998 [1]	S1012 [2] or PU998 [1]	P1011 [2] or PU998 [1]	
GR12-202 & TP	2–2/0	15G121R [2]	PU998 [1]	S1012 [2] or PU998 [1]	P1011 [2] or PU998 [1]	

[*] = Number of crimps

Optional ground rod knurling die for TBM 14- and 15-ton tools: 15508

Use 15500-TB adaptor for ABB 15-Ton tool.

Optional ground rod knurling tool: 240-31565-94

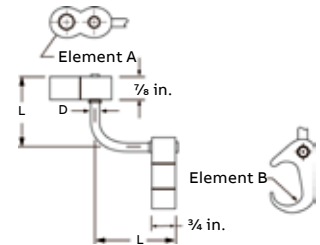
*Use 15-ton tool only.

Installing dies

Dies for figure 6 to 8 ground connectors and cross reference

Cat. no.	Dies for ABB				Burndy tools and dies			
	14- and 15-ton tools		Y750		Y45		Y46	
	Element A *	Element B *	A *	B *	A *	B *	A *	B *
54920LR100	15G121R [2]	15G126R [1]	U1011 [2] or PU998 [1]	U1011 [2] or PU998 [1]	S1011 [2] or PU998 [1]	U1011 [2] or PU998 [1]	P1011 [2] or PU998 [1]	U1011 [2] or PU998 [1]
54910LR100	15G121R [2]	15G86R [1]	U1011 [2] or PU998 [1]	U997 [1]	S1011 [2] or PU998 [1]	U997 [1]	P1011 [2] or PU998 [1]	U997 [1]
54900L34 & TP	15G121R [2]	15G126R [1]	U1011 [2] or PU998 [1]	U1011 [2] or PU998 [1]	S1011 [2] or PU998 [1]	U1011 [2] or PU998 [1]	P1011 [2] or PU998 [1]	U1011 [2] or PU998 [1]
54875L34 & TP	15G121R [2]	15G86R [1]	U1011 [2] or PU998 [1]	U997 [1]	S1011 [2] or PU998 [1]	U997 [1]	P1011 [2] or PU998 [1]	P998 or PU998 [1]
54895LR58 & TP	15G121R [2]	15G126R [1]	U1011 [2] or PU998 [1]	U1011 [2] or PU998 [1]	S1011 [2] or PU998 [1]	S998 or PU998 [1]	P1011 [2] or PU998 [1]	U997 [1]
54865L58 & TP	15G121R [2]	15G86R [1]	U1011 [2] or PU998 [1]	U1011 [2] or PU998 [1]	S1011 [2] or PU998 [1]	U997 [1]	P1011 [2] or PU998 [1]	P998 or PU998 [1]
54885LR12 & TP	15G121R [2]	15R126R [1]	U1011 [2] or PU998 [1]	U1011 [2] or PU998 [1]	S1011 [2] or PU998 [1]	S998 or PU998 [1]	P1011 [2] or PU998 [1]	P998 or PU998 [1]
54855LR12 & TP	15G121R [2]	15G86R [0]	U1011 [2] or PU998 [1]	U1011 [2] or PU998 [1]	S1011 [2] or PU998 [1]	U997 [1]	P1011 [2] or PU998 [1]	U997 [1]

Diagram



[*] = Number of crimps

Optional ground rod knurling die for TBM 14- and 15-ton tools: 15508. Use 15500-TB adaptor for ABB 15-ton tool. Optional ground rod knurling tool: 240-31565-94

*Use 15-ton tool only.

Cat. no.	Ø A Cable (AWG or kcmil)	Ø B Cable (AWG or kcmil)	H (in.)	L (in.)	Crimps	Dies for tools
CTP250250N	3/0 str. – 250	3/0 str. – 250	2 1/16	1 1/2	3	15506SS
CTP25020N	3/0 str. – 250	#1 str. – 2/0 str.	1 3/32	1 1/2	3	15506SS
CTP2020N	#1 str. – 2/0 str.	#1 str. – 2/0 str.	1 9/16	1 1/2	3	15517SS
CTP202N	#1 str. – 2/0 str.	#6 sol. – #2 str.	1 13/32	1 1/2	3	15517SS
CTP22N	#6 sol. – #2 str.	#6 sol. – #2 str.	1 1/2	1 1/2	3	15514SS

Diagrams

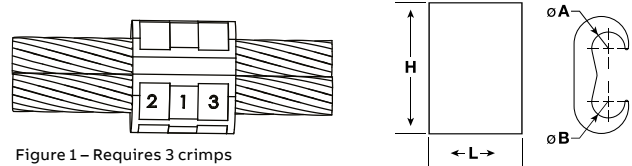


Figure 1 – Requires 3 crimps

All parts ending by the letter N are IEEE837-2014 compliant.

Use hydraulic tool 13100A, TBM14M TBM14CR-LI, TBM15CR-LI, TBM15I, or TBM15I with die indicated in chart.

Must use TBM15, TBM15CR-LI, or TBM15I tool only. (See Figure 1)

Dies for C-taps and cross references

Cat. no.	Dies for ABB		Burndy tools and dies		
	14- and 15-ton tools *	Y750 *	Y45 *	Y46 *	
CTP500500	15G121R [3]	U1011 [3]	U1011 [3]	U1011 [3]	
CTP500250	15G121R [2]	U1011 [2]	U1011 [2]	U1011 [2]	
CTP50020					
CTP250250	15G86R [1]	U997 [1]	U997 [1]	U997 [1]	
CTP25020					
CTP2020	15501A [1]	U-0 [1]	U-0 [1]	U-0 [1]	
CTP202					
CTP22**	HBKC [1]	U-C [1]	U-C [1]	U-C [1]	

[*] = Number of crimps

*Cat. no. 15500-TB adaptor required if using ABB 15-ton tool with 155XX series dies.

**#6 AWG branch must be doubled.

Knurling die for 14- and 15-ton tools*

Used to knurl ground rods in order to increase the pullout value of the compression connection by as much as 20%.



240-31565-94

Cat no.	Description
15508SS	For 3/4 in. ground rods

*Hand knurling tool for all ground rods

Installing dies

HEX-FLEX™ dies

Dies for 14-ton tools: TBM14CR-LI					
Cat no.	Code no.	Connector size (AWG or kcmil)			Die colour
		Flex/24	Code copper	Al/Cu	
15520XSS	21X	37/24	#8	#10	Red
15522XSS	24X	61/24	#6	#8	Blue
15527XSS	29X	91/24	#4	#6	Grey
15528XSS	33X	125/24	#2	-	Brown
15513XSS	37X	150/24	#1	#4	Green
15508XSS	42X	225/24	1/0	#2	Pink
15526XSS	45X	275/24	2/0	-	Black
15530XSS	50X	325/24	3/0	-	Orange
15511XSS	54X	450/24	4/0	-	Purple
15510XSS	62X	550/24	250	-	Yellow
15534XSS	66X	-	300	4/0	White
15514XSS	71X	775/24 (short)	350	250	Red
15512XSS	76X	775/24 (long)	400	300	Blue
15517XSS	80X	925/24	-	-	-
15506XSS	87X	-	500	350	Brown
15536XSS	94X	1,100/24	600	400	Green
15500XSS	Indentor	-	-	-	-

* HEX-FLEX™ dies are sold individually, not in sets.
Each die must be used in conjunction with indentor 15500XSS.

Aluminum H-tap dies

Cat no.	Connector	Colour code
15530SS	63105	Orange
15501A	63110	Green
15501A	63118	Green
15501A	63125	Green
15502	63140	Blue
15502	63148	Blue

Copper H-tap dies

Cat no.	Connector	Colour code
15CA37RCH	CHT814-10	Green
15CA71RCH	CHT214-9	Brown
15CA80RCH	CHT250214-8	Purple
15CA80RCH	CHT25014-7	Purple
15CA80RCH	CHT2502-6	Purple

Standard dies

Dies for 14-ton tools: TBM14CR-LI					
Cat no.	Code no.	Connector size (AWG or kcmil)			Die colour
		Flex/24	Code copper	Al/Cu	
15520SS	21	37/24	#8	#10	Red
15522SS	24	61/24	#6	#8	Blue
15527SS	29	91/24	#4	#6	Grey
15528SS	33	125/24	#2	-	Brown
15513SS	37	150/24	#1	#4	Green
15508SS	42	225/24	1/0	#2	Pink
15526SS	45	275/24	2/0	-	Black
15530SS	50	325/24	3/0	-	Orange
15511SS	54	450/24	4/0	-	Purple
15510SS	62	550/24	250	-	Yellow
15526SS	45	-	-	#1	Gold
15530SS	50	-	-	1/0	Tan
15532SS	60	-	-	2/0	Olive
15511SS	54	-	-	3/0	Ruby
15534SS	66H	-	300	4/0	White
15514SS	71H	775/24 (Short)	350	250	Red
15512SS	76H	775/24 (Long)	400	300	Blue
15517SS	80H	925/24	-	-	-
15506SS	87H	-	500	350	Brown
15536SS	94H	-	-	-	Green
15505SS	99H	1,325/24	700	500	Pink
15515SS	106H	-	750	650	Black
15504SS	115H	1,925/24	900	750	Yellow

Large C-tap dies

Cat no.	Connector	Colour code
15512SS	54755	Blue
15506SS	54760	Brown
15505SS	54765	Pink
15515SS	54770	Black
15504SS	54775	Yellow

Installing dies

Tool die selection chart

This chart does not apply to catalogue series 61905-61975, 61102-61178, IBG2-10, IBG20-40, 63105-63180, 53000, 52000 and 15 kV copper and aluminum connectors.

For installation die information, see pages illustrating these connector series.

On some sizes, for special flexible strandings, consult your regional sales office.

All colour-coded die series require die adapter 15500TB for TBM15 tools only.



Connector size (AWG or kcmil)		Die colour code	TBM45S	TBM4S	TBM840	TBM8-750/-1	OD58	JB12B
Copper	Al/Cu						Die cat. no.	Die cat. no.
#8	#10	Red	↕	↕	↕	↕	BY15C	B71CH
#6	#8	Blue					BY17C	B73CH
#4	#6	Grey					BY19C	B74CH
#2	-	Brown	↕				BY21C	B75CH
#1	#4	Green	-	↕	↕	↕	BY53C	B05CH
1/0	#2	Pink	-				BY23C	B06CH1
2/0	-	Black	-				BY28C	B72CH
3/0	-	Orange	-				BY25C	B08CH
4/0	-	Purple	-				BY31C	B09CH
250	-	Yellow	-	↕	↕	↕	-	B26CH
-	#1	Gold	-	-	-		-	-
-	1/0	Tan	-	-	-		-	-
-	2/0	Olive	-	-	-		-	B09CH
-	3/0	Ruby	-	-	-		-	-
300	4/0	White	-	-	-		-	B10CH1
350	250	Red	-	-	-		-	B11CH
400	300	Blue	-	-	-		-	B11CH
925/24	-	Black	-	-	-		-	-
500	350	Brown	-	-	-		-	B12CH
600	400	Green	-	-	-		-	B36CH
-	-	Green	-	-	-		-	-
700	500	Pink	-	-	-		-	B76CH
750	650	Black	-	-	-	↕	-	B39CH
800	-	Orange	-	-	-		-	-
-	700	Purple	-	-	-		-	-
900	750	Yellow	-	-	-		-	6024 AH
1,000	800	-	-	-	-		-	-
-	1,000	-	-	-	-		-	6030 H

Installing dies



Tool die selection chart

Connector size (AWG or kcmil)		Die colour code	TBM6PCR-LI/TBM6H		TBM14CR-LI/14M/13100A		*TBM15CR-LI		21940 (40-ton)	
Copper	Al/Cu		Die cat. no.	Die code no.	Die cat. no.	Die code no.	Die cat. no.	Die code no.	Die cat. no.	Die code no.
#8	#10	Red	6TON21SS	21	B71CH	21	B71CH	21	-	21
#6	#8	Blue	6TON24SS	24	B73CH	24	B73CH	24	-	24
#4	#6	Grey	6TON29SS	29	B74CH	29	B74CH	29	11401	29
#2	-	Brown	6TON33SS	33	B75CH	33	B75CH	33	11402	33
#1	#4	Green	6TON37SS	37	B05CH	37	B05CH	37	11333	37
1/0	#2	Pink	6TON42SS	42	B06CH	42	B06CH1	42	11334	42
2/0	-	Black	6TON45SS	45	B72CH	45	B72CH	45	11405	45
3/0	-	Orange	6TON50SS	50	B08CH	50	B08CH	50	11406	50
4/0	-	Purple	6TON54SS	54	B09CH	54	B09CH	54H	11407	54H
250	-	Yellow	6TON62SS	62	B26CH	62	B26CH	62	11340	62
-	#1	Gold	6TON45SS	45	B72CH	45	B72CH	45	11405	45
-	1/0	Tan	6TON50SS	50	B08CH	50	B08CH	50	11406	50
-	2/0	Olive	6TON54SS	54	-	54	B09CH	54	11407	54
-	3/0	Ruby	6TON60SS	60	-	60	-	60	11408	60
300	4/0	White	6TON66SS	66H	B10CH1	66H	B10CH1	66H	11409	66
350	250	Red	6TON71SS	71H	B11CH	71H	B11CH	71H	11363	71
400	300	Blue	6TON76SS	76H	-	76H	B11CH	76H	11410	76
925/24	-	Black	6TON80SS	80H	-	80H	-	80H	-	-
-	-	-	-	-	-	-	-	80	-	-
500	350	Brown	6TON87SS	87H	B12CH	87H	B12CH	87H	11423	87
600	400	Green	6TON94SS	94H	-	-	B36CH	94H	11364	94
-	-	-	-	-	-	-	-	-	-	-
700	500	Pink	-	99H	-	-	B76CH	99H	11424	99
750	650	Black	-	106H	B39CH	-	B39CH	106H	74506	106
800	-	Orange	-	107H	-	-	-	107H	11425	107
-	700	Purple	-	112H	-	-	-	112H	11426	112
900	750	Yellow	-	115H	-	-	-	115H	11308	115
1,000	800	-	-	-	-	-	-	125H	11416	125
-	1,000	-	-	-	-	-	-	140H	11418	140
-	-	-	-	-	-	-	-	150H	11419	150

*Colour-coded dies require 15500TB adapter when used with TBM15CR-LI tool.

Installing dies

Tool and die index for copper compression connectors, short barrel — Types CTL, CTL-2 and CSP

Standard copper wire size (AWG or kcmil)	Die colour code	Blackburn tools				Burndy tools				Anderson tools				ABB tools							
		Mech. OD58	Crimps per end	Mech. HM-250 Tool	Crimps per end	Hyd. JB12B	Crimps per end	Mech. MY29-3	Crimps per end	Hyd. Y35, Y39, Y46	Crimps per end	Mech. TBM55	Crimps per end	Mech. TBM85	Crimps per end	Hyd. TBM15	Crimps per end	Cu wire range	Crimps per end VC6 [†] , VC6F [†]	Crimps per end VC7 [†] , VC7F [†]	Crimps per end VC8C ^{††}
#8	Red	7/32	3	**	1	B71CH	1	**	1	-	-	13454	2	13461	2	21	2	-	-	-	-
#6	Blue	J 1/4	3	**	1	B73CH	1	**	1	U5CRT	2	13454	2	13461	2	24	2	-	-	-	-
#4	Grey	5/16	3	**	1	B74CH	1	**	1	U4CRT	2	13454	2	13461	2	29	2	-	-	-	-
#3	White	-	-	**	2	-	-	**	2	U3CRT	2	-	-	-	-	-	-	-	-	-	-
#2	Brown	3/8	4	**	2	B75CH	1	**	2	U2CRT	2	13454	2	13461	2	33	2	6-2	1*	2	-
#1	Green	P	4	**	2	B05CH	1	**	2	U1CRT	2	13455	3	13462	3	37	2	6-1	1	2	-
1/0	Pink	1/2	4	**	2	B06CHI	2	**	2	U25RT	2	13455	3	13462	3	42H	3	6-1/0	1	2	-
2/0	Black	17/32	4	**	2	B72CH	1	**	2	U26RT	2	13455	3	13462	3	45	2	4-2/0	1	2	-
3/0	Orange	9/16	4	**	2	B08CH	1	**	2	U27RT	2	13455	4	13462	4	50	2	2-3/0	2	2	-
4/0	Purple	5/8-1	4	**	2	B09CH	2	**	2	U28RT	2	13456	4	13463	4	54H	3	1-4/0	2	2	-
250	Yellow	11/16	4	**	2	B26CH	2	**	2	U29RT	2	13456	4	13463	4	62	2	1/0-250 [†]	2	2	-
300	White	-	-	-	-	B10CHI B10CH	2	-	-	U30RT	2	-	-	13465	4	66	2	2/0-300 [†]	2	2	-
350	Red	-	-	-	-	B11CH	2	-	-	U31RT	2	-	-	13465	4	71H	3	3/0-350 [†]	2	3	-
400	Blue	-	-	-	-	B11CH	2	-	-	U32RT	3	-	-	13467	4	76	2	4/0-400 [†]	2	3	-
500	Brown	-	-	-	-	B12CHI B12CH	2	-	-	U34RT	3	-	-	13468	5	87H	3	4/0-500 [†]	2	3	-
600	Green	-	-	-	-	B36CH ¹	3	-	-	U36RT ³	3	-	-	-	-	94H	3	250-600	-	3	-
750	Black	-	-	-	-	B36CH ¹	3 1	-	-	U39RT ³	3	-	-	-	-	106H	3	500-750	-	4	-
1,000	-	-	-	-	-	-	1	-	-	P44RT ⁴	4	-	-	-	-	125H	4	750-1,000	-	-	2

* CSA Listed range 4-2 with YC6 and VC6FT.

** Adjustable indent tool. No insert dies required.

¹ HCT7508-12, HCT1239, HCT7508H only.

³ Y39, Y46 only.

⁴ Y46 only.

[†] Users of VC6 and VC7 tools must strip off an extra 1/8 in. of insulation from end of cable to permit removal of tool over conductor sizes 250 kcmil and larger on CSP connectors.

^{††} Also use VC8 tool with aluminum nibs.

Installing dies

Tool and die index for copper compression connectors, long barrel — Types CTL-L, LCN and CU

Standard copper wire size (AWG or kcmil)	Die colour code	Blackburn tools				Burndy tools				Anderson tools				ABB tools							
		Mech. OD58	Crimps per end	Mech. HM-250 Tool	Crimps per end	Hyd. JB12B	Crimps per end	Mech. MY29-3	Crimps per end	Hyd. Y35, Y39, Y46	Crimps per end	Mech. TBM55	Crimps per end	Mech. TBM85	Crimps per end	Hyd. TBM15	Crimps per end	Cu wire range	Crimps per end VC6 [†] , VC6F [†]	Crimps per end VC7 [†] , VC7F [†]	Crimps per end VC8 ^{††}
#8	Red	7/32	4	**	2	B71CH	2	**	2	-	-	13454	2	13461	2	21	3	-	-	-	-
#6	Blue	J 1/4	4	**	2	B73CH	2	**	2	U5CRT	2	13454	2	13461	2	24	3	-	-	-	-
#4	Grey	5/16	4	**	2	B74CH	2	**	2	U4CRT	2	13454	2	13461	2	29	3	-	-	-	-
#3	White	-	-	**	3	-	-	**	2	U3CRT	2	-	-	-	-	-	-	-	-	-	-
#2	Brown	3/8	5	**	3	B75CH	2	**	3	U2CRT	2	13454	2	13461	3	33	3	6-2	2	4	-
#1	Green	P	5	**	3	B05CH	2	**	3	U1CRT	2	13455	4	13462	4	37	3	6-1	2	5	-
1/0	Pink	1/2	5	**	3	B06CHI	2	**	3	U25RT	2	13455	4	13462	4	42H	4	6-1/0	2	5	-
2/0	Black	17/32	5	**	3	B72CH	2	**	3	U26RT	2	13455	4	13462	6	45	3	4-2/0	2	5	-
3/0	Orange	9/16	5	**	4	B08CH	2	**	4	U27RT	3	13455	6	13462	50	3	2-3/0	3	6	-	
4/0	Purple	5/8-1	6	**	4	B09CH	3	**	4	U28RT	3	13456	13463	54H	5	1-4/0	3	6	-		
250	Yellow	11/16	6	**	4	B26CH	3	**	4	U29RT	3	13456	13463	62	3	1/0-250 [†]	3	6	-		
300	White	-	-	-	-	B10CHI B10CH	3	-	-	U30RT	3	-	-	13465	66	3	2/0-300 [†]	3	6	-	
350	Red	-	-	-	-	B11CH	3	-	-	U31RT	4	-	-	13465	71H	4	3/0-350 [†]	3	6	-	
400	Blue	-	-	-	-	B11CH	4	-	-	U32RT	4	-	-	13467	76	3	4/0-400 [†]	3	6	-	
500	Brown	-	-	-	-	B12CHI B12CH	4	-	-	U34RT	5	-	-	13468	8	87H	4	4/0-500 [†]	3	6	2 ^{††}
600	Green	-	-	-	-	B36CH [‡]	6	-	-	U36RT [‡]	5	-	-	-	-	94H	4	250-600	-	8	3 ^{†††}
750	Black	-	-	-	-	B36CH [‡]	6	-	-	U39RT [‡]	6	-	-	-	-	106H	6	500-750	-	9	4
1,000	-	-	-	-	-	-	2	-	-	P44RT [‡]	6	-	-	-	-	125H	5	750-1,000	-	-	2

** Adjustable indent tool. No insert dies required.

[†] HCT7508-12, HCT1239, HCT7508H only.

[‡] Y39, Y46 only.

^{‡‡} Y46 only.

^{††} Users of VC6 and VC7 tools must strip off an extra 1/8 in. of insulation from end of cable to permit removal of tool over conductor sizes 250 kcmil and larger on Cu connectors.

^{†††} Also use VC8 tool with aluminum nibs.

^{††††} VC8 tool crimps 500 kcmil only.

^{†††††} VC8 tool crimps 500-600 kcmil only.

Installing dies

Tool and die index for copper compression connectors for flexible rope stranded or flexible stranded tinned copper locomotive conductor welding cable and portable cord, short barrel — Types CTL, CTL-2 and CSP

Conductor type						Blackburn tools			Burdny tools		ABB tools		Anderson tools				
Flex standard size	Locomotive stranding	Welding cable	Portable cord	Stranded Cu size (AWG or kcmil)	Die colour code	Hyd. JB12B	Crimps per end	Mech. MY29-11	Crimps per end	Hyd. Y35, Y39, Y46	Crimps per end	Hyd. TBM15	Crimps per end	Cu wire range for locomotive cable	Crimps per end VC6 [†] , VC6F [†]	Crimps per end VC7 [†] , VC7F [†]	Crimps per end VC8 ^{††}
6	37/24	-	8	#8	Red	B71CH	1	**	1	-	-	21	2	-	-	-	-
6	61/24	6	6	#6	Blue	B73CH	1	**	1	U5CD-1 Y34PR3	1	24	2	-	-	-	-
5	91/24	-	-	#4	Grey	B74CH	1	**	1	U4CD-1 Y34PR	1	29	2	-	-	-	-
4	105/24	4	4	#3	White	-	-	**	2	U3CD-1 Y34PR	1	-	-	-	-	-	-
3	125/24	3	3	#2	Brown	B75CH	1	**	2	U2CD-1 Y34PR	1	33	2	4-3	1	2	-
2	150/24	2	2	#1	Green	B05CH	1	**	2	U1CD-1 Y34PR	1	37	2	4-2	1	2	-
1	225/24	1	1	1/0	Pink	B06CHI	2	**	2	U250-1 Y34PR	1	42H	3	4-1	1	2	-
1/0	275/24	1/0	1/0	2/0	Black	B72CH	1	**	2	U26CD-1 Y34PR	1	45	2	4-1/0	1	2	-
2/0	325/24	2/0	2/0	3/0	Orange	B08CH	1	**	2	U270-1 Y34PR	2	50	2	2-2/0	2	2	-
-	-	3/0	3/0	4/0	Purple	B09CH	2	**	2	U280-1 Y34PR	2	54H	3	-	-	-	-
3/0	450/24	4/0	-	250	Yellow	B26CH	2	**	2	U290-1 Y34PR3	2	62	2	1/0-3/0 [†]	2	2	-
4/0	550/24	-	4/0	300	White	B12CHI B12CH	2	-	-	U300-1 Y34PR3	2	66	2	2/0-4/0 [†]	2	-	-
263	650/24	-	-	300	Red	B11CH	2	-	-	U310-1 Y34PR3	2	71H	3	3/0-263 [†]	2	3	-
313	775/24	-	-	400	Blue	B11CH	2	-	-	Y320-1 Y34PRU3	2	76	2	4/0-313 [†]	2	3	-
373	925/24	-	-	500	Brown	B10CHI B10CH	2	-	-	U340-1 Y34PR3	-	87H	3	4/0-373 [†]	2	3	2 ^{†††}
444	1100/24	-	-	600	Green	B36CH	3	-	-	C360 Y46PR4	2	94H	3	262-444	-	3 VC7F [†] only	2 ^{†††}
535	1325/24	-	-	750	Black	B39CH [†]	1	-	-	C390 Y46PR4	2	106H	3	373-535	-	4 VC7F [†] only	2
646	1600/24	-	-	-	-	-	-	-	-	-	-	-	-	-	-	-	-
777	1925/24	-	-	1,000	-	-	1	-	-	C440 Y46PR4	2	125H	4	535-777	-	-	2

** Adjustable indent tool. No insert dies required.

[†] HCT7508-12, HCT1239, HCT7508H only.

[‡] Y39, Y46 only.

[§] Y46 only.

[†] Users of VC6 and VC7 tools must strip off an extra 1% in. of insulation from end of cable to permit removal of tool over conductor sizes 250 kcmil and larger on Cu connectors.

^{††} Also use VC8 tool with aluminum nibs.

^{†††} VC8 tool crimps 500 kcmil only.

^{††††} VC8 tool crimps 500-600 kcmil only.

Installing dies

Tool and die index for copper compression connectors, long barrel — Types CTL-L, LCN and CU

Conductor type						Blackburn tools			Burdndy tools		ABB tools		Anderson tools				
Flex standard size	Locomotive stranding	Welding cable	Portable cord	Stranded Cu size (AWG or kcmil)	Die colour code	Hyd. JB12B	Crimps per end	Mech. MY29-11	Crimps per end	Hyd. Y35, Y39, Y46	Crimps per end	Hyd. TBM15	Crimps per end	Cu wire range for locomotive cable	Crimps per end VC6 [†] , VC6F [†]	Crimps per end VC7 [†] , VC7F [†]	Crimps per end VC8 ^{††}
8	37/24	-	8	#8	Red	B71CH	2	**	2	-	-	21	2	-	-	-	-
6	61/24	6	6	#6	Blue	B73CH		**	2	U5CD-1 Y34PR3	2	24	2	-	-	-	-
5	91/24	-	-	#4	Grey	B74CH		**	2	U4CD-1 Y34PR	2	29	2	-	-	-	-
4	105/24	4	4	#3	White	-	-	**	3	U3CD-1 Y34PR	2	-	-	-	-	-	-
3	125/24	3	3	#2	Brown	B75CH	2	**	3	U2CD-1 Y34PR	2	33	2	4-3	1	2	-
2	150/24	2	2	#1	Green	B05CH	2	**	3	U1CD-1 Y34PR	2	37	2	4-2	1	2	-
1	225/24	1	1	1/0	Pink	B06CHI	3	**	3	U250-1 Y34PR	2	42H	3	4-1	1	2	-
1/0	275/24	1/0	1/0	2/0	Black	B72CH	2	**	3	U26CD-1 Y34PR	2	45	2	4-1/0	1	2	-
2/0	325/24	2/0	2/0	3/0	Orange	B08CH	2	**	4	U270-1 Y34PR	2	50	2	2-2/0	2	2	-
-	-	3/0	3/0	4/0	Purple	B09CH	3	**	4	U280-1 Y34PR	3	54H	3	-	-	-	-
3/0	450/24	4/0	-	250	Yellow	B26CH	3	**	4	U290-1 Y34PR3	3	62	2	1/0-3/0 [†]	2	2	-
4/0	550/24	-	4/0	300	White	B12CHI B12CH	3	-	-	U300-1 Y34PR3	3	66	2	2/0-4/0 [†]	2	-	-
263	650/24	-	-	300	Red	B11CH	3	-	-	U310-1 Y34PR3	3	71H	3	3/0-263 [†]	2	3	-
313	775/24	-	-	400	Blue	B11CH	2	-	-	Y320-1 Y34PRU3	3	76	2	4/0-313 [†]	2	3	-
373	925/24	-	-	500	Brown	B10CHI B10CH	4	-	-	U340-1 Y34PR3	-	87H	3	4/0-373 [†]	2	3	2 ^{†††}
444	1100/24	-	-	600	Green	B36CH	6	-	-	C360 Y46PR4	2	94H	3	262-444	-	3	2 ^{†††}
535	1325/24	-	-	750	Black	B39CH [†]	2	-	-	C390 Y46PR4	2	106H	3	373-535	-	4	2
646	1600/24	-	-	-	-	-	-	-	-	-	-	-	-	-	-	-	-
777	1925/24	-	-	1,000	-	-	2	-	-	C440 Y46PR4	2	125H	4	535-777	-	-	2
1 111	2750/24	-	-	1,500	-	-	2	-	-	C460 Y46PR4	-	-	-	-	-	-	-

** Adjustable indent tool. No insert dies required.

[†] HCT7508-12, HCT1239, HCT7508H only.

[‡] Y39 only.

[§] Y48B only.

[†] Users of VC6 and VC7 tools must strip off an extra 1/8 in. of insulation from end of cable to permit removal of tool over conductor sizes 250 kcmil and larger on Cu connectors.

^{††} Also use VC8 tool with aluminum nibs.

^{†††} VC8 tool crimps 500 kcmil only.

Installing dies

Tool and die index for copper compression connectors, one and two hole lugs, splices — Types ATL and ASP

Stranded Al wire size (AWG or kcmil)	Stranded Cu wire size (AWG or kcmil)	Die colour code	Blackburn tools				Burdny tools				ABB tools				Anderson tools			
			Mech. OD58 Crimps per end	Mech. HM-250 Tool Crimps per end	Hyd. JB12B Crimps per end	Mech. MY29-3 Crimps per end	Hyd. Y35, Y39 Crimps per end	Mech. TBM55 Crimps per end	Mech. TBM85 Crimps per end	Hyd. TBM15 Crimps per end	Stranded Al or Cu wire range	Crimps per end VC6 [†] , VC6F [†]	Crimps per end VC8C					
#8	#6	Blue	1/4 2	** 1	B73CH	-	** 1	U8CABT	1	13454	2	13461	2	24	2	-	-	-
#6	#4	Grey	5/16 2	** 1	B74CH	-	** 1	U6CABT	2	13454	2	13461	2	29	2	-	-	-
#4	#1	Green	P 3	** 2	B05CH	-	** 2	U4CABT	2	13454	2	13462	2	37	2	-	-	-
#3	1/0	Pink	1/2 4	** 2	B06CHI	2	** 2	U2CABT	2	13455	3	13462	3	42H	3	6-2	2	-
#2	-	Gold	1/2-1 3	** 2	B06CHI	2	** 2	U1CABT	2	13455	3	13464	3	45	2	4-1	2	-
#1	-	Tan	9/16 4	** 2	B08CH	2	** 2	U25ART	2	13457	3	13464	3	50	2	6-1/0	2	-
1/0	-	Olive	5/8-1 4	** 2	B09CH	2	** 2	U26ART	2	13457	3	13464	3	54H	3	4-2/0	2	-
2/0	-	Ruby	688 5	** 2	B26CH	2	** 2	U27ART	2	13457	3	13464	3	60	2	4-3/0	2	-
3/0	-	White	781 5	** 2	B10CHI	2	** 2	U28ART	2	13457	3	13465	4	66	3	2-4/0	2	-
4/0	300	Red	781 5	** -	B11CH	3	** 2	U29ART	2	13473	4	13466	5	71H	4	1/0-250 [†]	2	-
250	350	Blue	840 -	- -	B11CH	3	** 2	U30ART	2	- -	- -	- -	76	2	1/0-300 [†]	-	-	
300	400	Brown	- -	- -	B12CHI	4	- -	U31ART	2	- -	13468	7	87H	4	2/0-350 [†]	2	-	
350	500	Green	- -	- -	B36CH	6	- -	U32ART	4	- -	- -	94	2	3/0-400 [†]	2	-		
400	600	Pink	- -	- -	B76CH	4	- -	U34ART	4	- -	- -	99H	4	4/0-500 [†]	2	-		
500	700	Black	- -	- -	B39CH	2	- -	U36ART	4	- -	- -	106	2	350-600 Al 350-600 Cu	3 ^{††}	-		
600	-	-	- -	- -	- -	- -	- -	- -	- -	- -	- -	- -	- -	- -	- -	- -	- -	
750	-	-	- -	- -	6024AH1	1	U39RT22	4	U39ART-23	-	- -	- -	125H	5	500-750 Al 600 Cu	2 ^{†††}	-	
1,000	-	-	- -	- -	6030AH1	2	P44ART2	3	- -	- -	- -	- -	150H	5	750-1,000 Al	-	2 ^{†††}	

** Adjustable indent tool. No insert dies required.

[†] HCT7508-12, HCT1239, HCT7508H only.

[‡] Y46 only.

[‡] Y39 only.

[†] Users of VC6 and VC7 tools must strip off an extra 1% in. of insulation from end of cable to permit removal of tool over conductor sizes 250 kcmil and larger on ASP connectors.

^{††} VC6FT tool only.

^{†††} With Al nibs for VC8C.

Installing dies

Gauging information for standard hex dies

Die code	Blackburn and ABB 12, 14- and 15-ton tools			Hex gauging
	TBM6H	colour coded dies	21940 dies	
Red	6 ton 21	B71CH	-	0.191-0.207
Blue	6 ton 24	B73CH	-	0.222-0.234
27	-	-	11330	0.262-0.294
Grey	6 ton 29	B74CH	11404	0.262-0.294
32	-	-	11332	0.329-0.335
Brown	6 ton 33	B75CH	11402	0.326-0.337
35	-	-	*11403	0.353-0.359
Green	6 ton 37	B05CH	11333	0.369-0.383
40	-	-	*11404	0.397-0.403
42	-	15505F	11334	0.409-0.423
Pink	6 ton 42	B06CHI	-	0.409-0.423
Black	6 ton 45	B08CH	11405	0.445-0.459
Orange	6 ton 50	B09CH	11406	0.494-0.506
Olive	-	B09CH	11407	0.535-0.553
Purple	6 ton 54	B09CH	-	0.535-0.553
57	-	-	-	0.585-0.591
58	-	-	11338	0.585-0.591
60	6 ton 60	-	11408	0.613-0.631
Yellow	6 ton 62	B06CH	11340	0.657-0.675
White	6 ton 66	B10CHI	11409	0.657-0.675
66H	-	-	-	0.707-0.725
Red	-	B11CH	11363	0.707-0.725
Red	6 ton 71	B11CH	-	0.751-0.769
Blue	6 ton 76	B11CH	11410	0.751-0.769
76H	-	-	-	0.751-0.769
78	-	-	11306	0.790-0.802
80	6 ton 80	-	11411 15517	0.790-0.802
83	-	-	*11370	0.825-0.831

* Obsolete, consult your Regional Sales Office for availability.
Gauges may be ordered from ABBB Tool Service.

Die code	Blackburn and ABB 14- and 15-ton tool dies			Hex gauging
	TBM6H	tool dies	21940 dies	
87	-	-	11423	0.861-0.879
Brown	6 ton 87	B12CH	-	0.861-0.879
94	-	-	11364	0.935-0.953
94H	-	-	-	0.935-0.953
96	-	-	11304	0.959-0.977
96H	-	-	-	0.959-0.977
99	-	-	11424	0.979-0.997
99H	-	-	-	0.979-0.997
100	-	-	11365	1.005-1.011
106A	-	-	-	1.049-1.071
Black	-	B39CH	-	1.049-1.071
107	-	-	11425	1.064-1.076
107H	-	-	-	1.064-1.076
112	-	-	11426	1.118-1.131
112H	-	-	-	1.118-1.131
115	-	-	11308	1.141-0.163
115H	-	-	-	1.141-0.163
125	-	-	11416	1.239-1.261
125H	-	-	-	1.239-1.261
126	-	-	11443	1.247-1.253
130	-	-	11417	1.299-1.305
138	-	-	11366	1.377-1.383
140	-	-	11418	1.369-1.391
140H	-	-	-	1.369-1.391
150	-	-	11419	1.459-1.481
150H	-	-	-	1.459-1.481
160	-	-	11442	1.609-1.615
161	-	-	11420	1.609-1.615
168	-	-	11447	1.684-1.690
175	-	-	11421	1.752-1.744
204	-	-	11448	2.037-2.043
212	-	-	11449	2.120-2.126
214	-	-	11337	2.140-2.146

* Obsolete, consult your Regional Sales Office for availability.

Diagrams

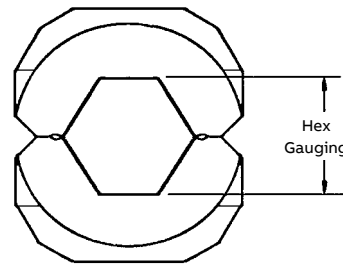


Fig. 2

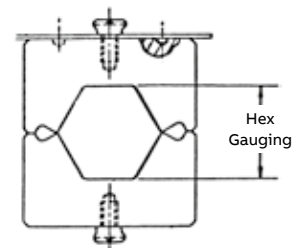


Fig. 1