

Straight Sections

2 in. Deep U-Profile

Fast connection system, low profile for confined spaces



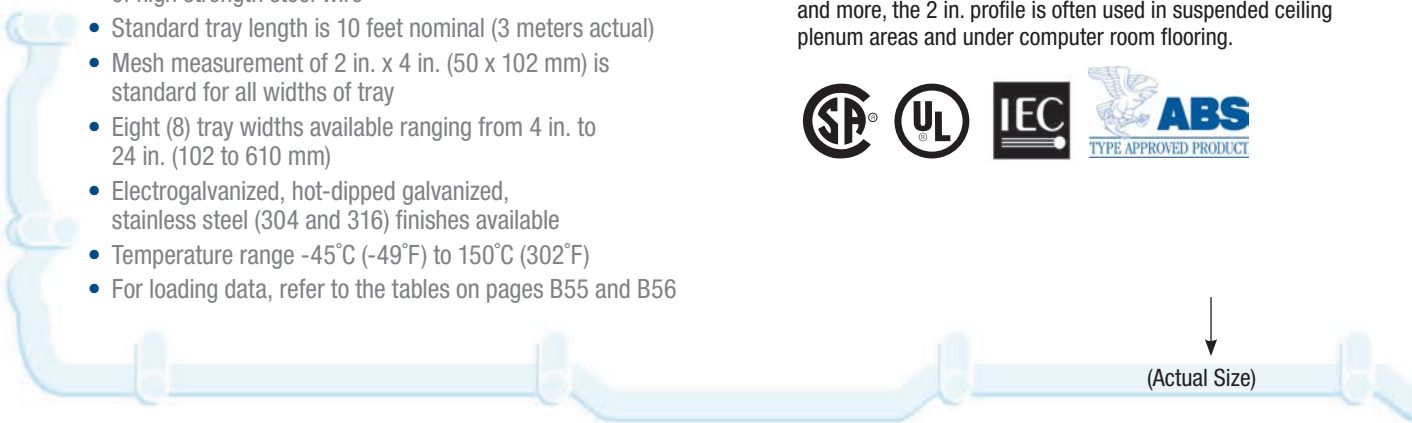
The 2 in. deep U-profile is ideally suited for light- to medium-duty commercial and industrial applications where space is at a premium. Choose the QuikLok® fast connection profile for installations requiring long runs of straight cable tray lengths.

Description

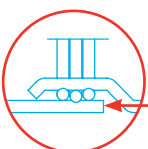
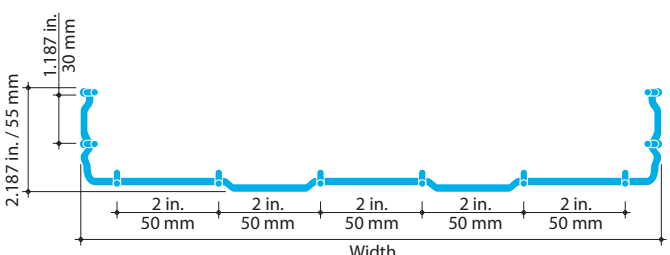
- Welded, wire-mesh cable management system made of high strength steel wire
- Standard tray length is 10 feet nominal (3 meters actual)
- Mesh measurement of 2 in. x 4 in. (50 x 102 mm) is standard for all widths of tray
- Eight (8) tray widths available ranging from 4 in. to 24 in. (102 to 610 mm)
- Electrogalvanized, hot-dipped galvanized, stainless steel (304 and 316) finishes available
- Temperature range -45°C (-49°F) to 150°C (302°F)
- For loading data, refer to the tables on pages B55 and B56

Applications

Long, straight runs requiring connection of many tray lengths. Network cabling, wiring closets, fiber-to-desktop applications and more, the 2 in. profile is often used in suspended ceiling plenum areas and under computer room flooring.



Dimensions



The 1/4 in. extension on the longitudinal wires of QuikLok® tray profiles ensures that tray splices are strong and secure. When cutting lengths of QuikLok® wire basket tray, leave a 1/4 in. extension on longitudinal wires.

Note: To ensure electrical continuity, the Blackburn® GPT-2 grounding connector or the ETG24-LL214 lay-in ground lug (see p. B30) and a ground wire **MUST** be used in all QuikLok® Series tray applications.


		Wire Count
Width in.	Width mm	
2	50	
4	100	
6	150	
8	200	
12	300	
16	400	
18	450	
20	500	
24	600	

Straight Sections

2 in. Deep U-Profile

Features

- **QuikLok® Connection**
locks lengths of tray together in seconds with no hardware or tools required
- **Low profile**
provides flexibility in confined spaces
- **User-friendly**
installs in less time than conventional tray with no complex layouts, a minimum of tools and less wasted material
- **Wide range of tray widths**
4 in. to 24 in. widths accommodate as many or as few cables as required
- **2 in. x 4 in. (50 x 102 mm) mesh size**
allows cables to be routed in or out without cutting wires
- **Open design**
continuous airflow prevents overheating and the build-up of dust and contaminants
- **Chamfered side edge**
minimizes risk of injury for installer and damage to cables during installation



Indoor applications

Outdoor installations exposed to corrosion accelerators, indoor applications requiring more corrosion protection.

Applications requiring the maximum corrosion protection, both indoor and outdoor.

* Minimum order quantities may apply. Please contact your inside sales representatives for further details.

ELECTROGALVANIZED					HOT-DIPPED GALVANIZED					STAINLESS STEEL (Type 304)					STAINLESS STEEL (Type 316)				
Cat. No.	Wire ø in.	Wire ø mm	Weight lb./ft.	Weight kg/m	Cat. No.	Wire ø in.	Wire ø mm	Weight lb./ft.	Weight kg/m	Cat. No.	Wire ø in.	Wire ø mm	Weight lb./ft.	Weight kg/m	Cat. No.	Wire ø in.	Wire ø mm	Weight lb./ft.	Weight kg/m
¹ ETQ 2002SE10	0.15	3.9	0.45	0.67	¹ ETQ 2002SH10	0.15	3.9	0.47	0.70	¹ ETQ 2002SS10	0.15	3.9	0.45	0.67	¹ ETQ 2002S610	0.15	3.9	0.45	0.67
¹ ETQ 2004SE10	0.15	3.9	0.48	0.72	¹ ETQ 2004SH10	0.15	3.9	0.48	0.71	¹ *ETQ 2004SS10	0.15	3.9	0.49	0.73	¹ ETQ 2004S610	0.15	3.9	0.49	0.73
¹ ETQ 2006SE10	0.15	3.9	0.58	0.86	¹ ETQ 2006SH10	0.15	3.9	0.60	0.90	¹ *ETQ 2006SS10	0.15	3.9	0.59	0.88	¹ ETQ 2006S610	0.15	3.9	0.59	0.88
ETQ 2008SE10	0.15	3.9	0.67	1.00	¹ ETQ 2008SH10	0.15	3.9	0.70	1.04	¹ *ETQ 2008SS10	0.15	3.9	0.65	0.97	¹ ETQ 2008S610	0.15	3.9	0.65	0.97
ETQ 2012SE10	0.19	4.8	1.31	1.95	ETQ 2012SH10	0.19	4.8	1.35	2.00	¹ *ETQ 2012SS10	0.19	4.8	1.28	1.91	¹ ETQ 2012S610	0.19	4.8	1.28	1.91
ETQ 2016SE10	0.19	4.8	1.60	2.38	ETQ 2016SH10	0.19	4.8	1.64	2.44	¹ *ETQ 2016SS10	0.19	4.8	1.63	2.43	¹ *ETQ 2016S610	0.19	4.8	1.63	2.43
ETQ 2018SE10	0.19	4.8	1.60	2.38	ETQ 2018SH10	0.19	4.8	1.64	2.44	¹ *ETQ 2018SS10	0.19	4.8	1.59	2.37	¹ *ETQ 2018S610	0.19	4.8	1.59	2.37
ETQ 2020SE10	0.19	4.8	1.87	2.79	ETQ 2020SH10	0.19	4.8	1.94	2.88	¹ *ETQ 2020SS10	0.19	4.8	1.93	2.87	¹ *ETQ 2020S610	0.19	4.8	1.93	2.87
ETQ 2024SE10	0.19	4.8	2.16	3.21	ETQ 2024SH10	0.19	4.8	2.23	3.32	¹ *ETQ 2024SS10	0.19	4.8	2.22	3.31	¹ *ETQ 2024S610	0.19	4.8	2.22	3.31

¹ Not UL Listed

Straight Sections

4 in. Deep U-Profile

Fast connection system, high profile for heavier loads



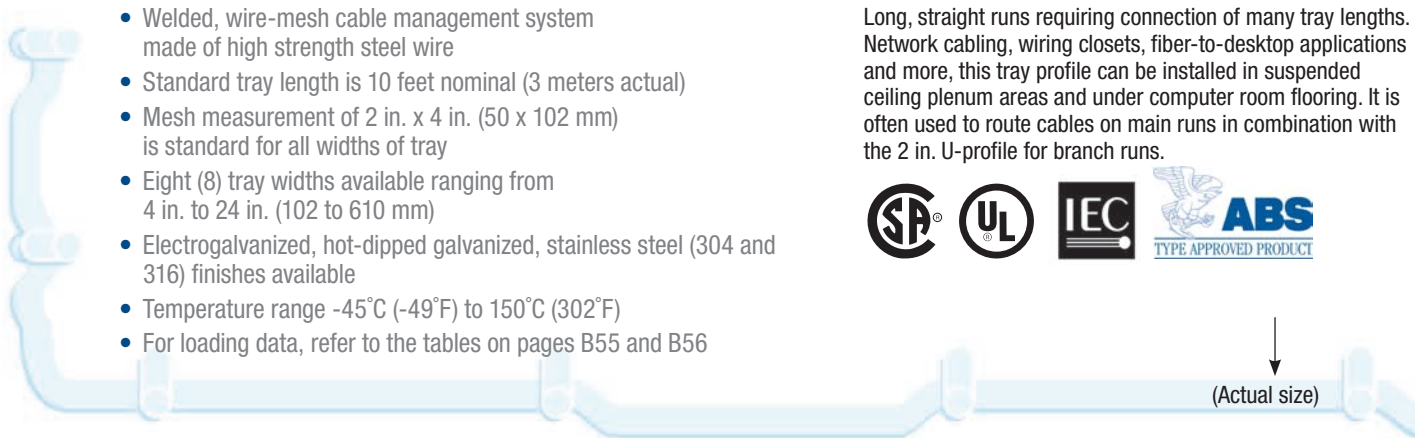
The 4 in. deep U-profile is ideally suited for light- to medium-duty commercial and industrial applications where more load capacity is required. The higher profile securely contains bulky cables, reducing the risk of cables falling out of heavily loaded trays. Choose the QuikLok® fast connection profile for installations requiring long runs of straight cable tray lengths.

Description

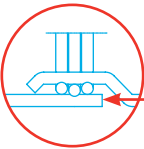
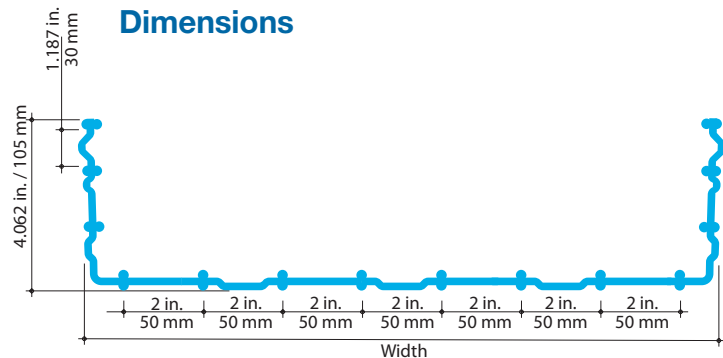
- Welded, wire-mesh cable management system made of high strength steel wire
- Standard tray length is 10 feet nominal (3 meters actual)
- Mesh measurement of 2 in. x 4 in. (50 x 102 mm) is standard for all widths of tray
- Eight (8) tray widths available ranging from 4 in. to 24 in. (102 to 610 mm)
- Electrogalvanized, hot-dipped galvanized, stainless steel (304 and 316) finishes available
- Temperature range -45°C (-49°F) to 150°C (302°F)
- For loading data, refer to the tables on pages B55 and B56

Applications

Long, straight runs requiring connection of many tray lengths. Network cabling, wiring closets, fiber-to-desktop applications and more, this tray profile can be installed in suspended ceiling plenum areas and under computer room flooring. It is often used to route cables on main runs in combination with the 2 in. U-profile for branch runs.



Dimensions



The 1/4 in. extension on the longitudinal wires of QuikLok® tray profiles ensures that tray splices are strong and secure. When cutting lengths of QuikLok® wire basket tray, leave a 1/4 in. extension on longitudinal wires.

Note: To ensure electrical continuity, the Blackburn® GPT-2 grounding connector or the ETG24-LL214 lay-in ground lug (see p. B30) and a ground wire **MUST** be used in all QuikLok® Series tray applications.


		Wire Count
Width in.	Width mm	
4	100	
6	150	
8	200	
12	300	
16	400	
18	450	
20	500	
24	600	

Straight Sections

Steel Wire Basket Tray

Features

- **QuikLok® Connection**
locks lengths of tray together in seconds with no hardware or tools required
- **Higher profile**
enhances loading capacity, increases strength for more demanding applications and prevents cable fallout
- **User-friendly**
installs in less time than conventional tray with no complex layouts, a minimum of tools and less wasted material
- **Wide range of tray widths**
4 in. to 24 in. widths accommodate as many or as few cables as required
- **2 in. x 4 in. (50 x 102 mm) mesh size**
allows cables to be routed in or out without cutting wires
- **Open design**
continuous airflow prevents overheating and the build-up of dust and contaminants
- **Chamfered side edge**
minimizes risk of injury for installer and damage to cables during installation



Indoor applications

Outdoor installations exposed to corrosion accelerators, indoor applications requiring more corrosion protection.

ELECTROGALVANIZED					HOT-DIPPED GALVANIZED					STAINLESS STEEL (Type 304)					STAINLESS STEEL (Type 316)				
Cat. No.	Wire ø in.	Wire ø mm	Weight lb./ft.	Weight kg/m	Cat. No.	Wire ø in.	Wire ø mm	Weight lb./ft.	Weight kg/m	Cat. No.	Wire ø in.	Wire ø mm	Weight lb./ft.	Weight kg/m	Cat. No.	Wire ø in.	Wire ø mm	Weight lb./ft.	Weight kg/m
'ETQ 4004SE10	0.15	3.9	0.67	1.00	'ETQ 4004SH10	0.15	3.9	0.70	1.04	'ETQ 4004SS10	0.15	3.9	0.66	0.99	'ETQ 4004S610	0.15	3.9	0.66	0.99
'ETQ 4006SE10	0.15	3.9	0.75	1.11	'ETQ 4006SH10	0.15	3.9	0.78	1.16	'ETQ 4006SS10	0.15	3.9	0.74	1.10	'ETQ 4006S610	0.15	3.9	0.74	1.10
ETQ 4008SE10	0.19	4.8	1.30	1.94	ETQ 4008SH10	0.19	4.8	1.35	2.01	'ETQ 4008SS10	0.19	4.8	1.30	1.93	'ETQ 4008S610	0.19	4.8	1.30	1.93
ETQ 4012SE10	0.19	4.8	1.59	2.37	ETQ 4012SH10	0.19	4.8	1.64	2.44	'ETQ 4012SS10	0.19	4.8	1.58	2.35	'ETQ 4012S610	0.19	4.8	1.58	2.35
ETQ 4016SE10	0.19	4.8	1.87	2.78	ETQ 4016SH10	0.19	4.8	1.94	2.88	'ETQ 4016SS10	0.19	4.8	1.86	2.77	'ETQ 4016S610	0.19	4.8	1.86	2.77
ETQ 4018SE10	0.19	4.8	2.02	3.00	ETQ 4018SH10	0.19	4.8	2.08	3.10	'ETQ 4018SS10	0.19	4.8	1.90	2.83	'ETQ 4018S610	0.19	4.8	1.90	2.83
ETQ 4020SE10	0.19	4.8	2.14	3.19	ETQ 4020SH10	0.19	4.8	2.24	3.33	'ETQ 4020SS10	0.19	4.8	2.14	3.19	'ETQ 4020S610	0.19	4.8	2.14	3.19
ETQ 4024SE10	0.19	4.8	2.41	3.63	ETQ 4024SH10	0.19	4.8	2.52	3.75	'ETQ 4024SS10	0.19	4.8	2.43	3.61	'ETQ 4024S610	0.19	4.8	2.43	3.61

¹ Not UL Listed

Straight Sections

6 in. Deep U-Profile

High profile for heavier loads

The 6 in. deep U-profile ExpressTray® is ideally suited for light- to medium-duty applications where more load capacity is required. The higher profile securely contains bulky cables, reducing the risk of cables falling out of heavily loaded trays.

Description

- Welded wire-mesh, cable management system made of high mechanical strength steel wire
- Standard tray length is 10 feet nominal (3 meters actual)
- Mesh measurement of 2 in. x 4 in. (50 x 102 mm) is standard for all widths of tray
- Four (4) tray widths available ranging from 12 in., 18 in., 20 in. and 24 in. (305, 457, 508 and 610 mm)
- Electrogalvanized, hot-dipped galvanized
- Temperature range -45°C (-49°F) to 150°C (302°F)
- For loading data, refer to the tables on pages B55 and B56
- Meets CSA class "C" loading at 3 M support spans (see page B56)

Applications

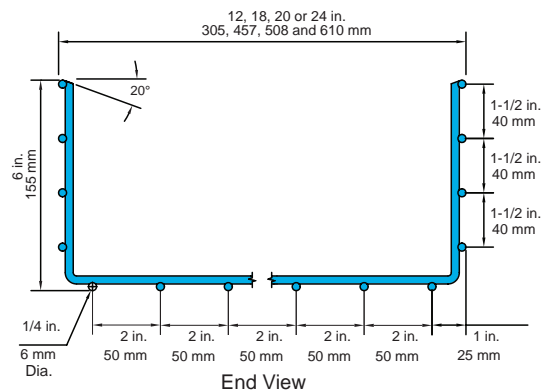
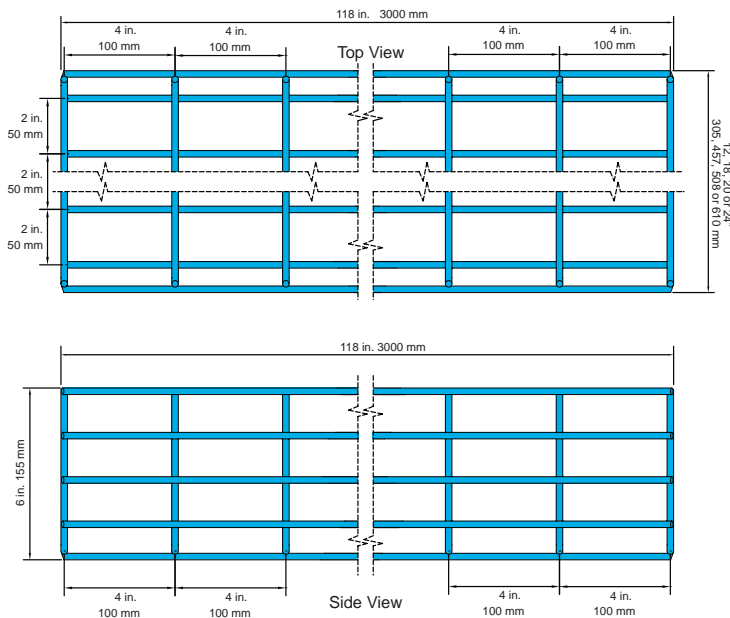
Network cabling, wiring closets, fiber-to-desktop applications and more, this tray profile can be installed in suspended ceiling plenum areas and under computer room flooring and is often used to route cables on main runs in combination with the 2 in. and 4 in. U-profile for branch runs.



(Actual size)



Dimensions



Straight Sections

Steel Wire Basket Tray

Features

- **Higher profile**
enhances loading capacity, increases strength for more demanding applications, and prevents cable fallout
- **User-friendly**
installs in less time than conventional tray with no complex layouts, a minimum of tools and less wasted material
- **Wide range of tray widths**
12 in., 18 in., 20 in. and 24 in. (305, 457, 508 and 610 mm) widths accommodate as many or as few cables as required
- **2 in. x 4 in. (50 x 102 mm) mesh size**
allows cables to be routed in or out without cutting wires
- **Open design**
continuous airflow prevents overheating and the build-up of dust and contaminants
- **Chamfered side edge**
minimizes risk of injury for installer and damage to cables during installation



Indoor
applications

		Wire Count
Width in.	Width mm	
12	300	
18	450	
20	500	
24	600	

ELECTROGALVANIZED				
Cat. No.	Wire ø in.	Wire ø mm	Weight lb./ft.	Weight kg/m
ETU 6012SE10	0.24	6	2.88	4.28
ETU 6018SE10	0.24	6	3.43	5.1
ETU 6020SE10	0.24	6	3.75	5.58
ETU 6024SE10	0.24	6	4.23	6.30

Note:

Splices: Universal Splices (page B14) and adjustable splices (page B15) will function on the 6 in. deep U-Profile.

Brackets: Due to the extreme wire size and load ratings of the 6 in. Deep U-Profile, Tablok™ system brackets will not function on the 6 in. Deep U-Profile. The suggested method to support this profile is Superstrut Metal Framing Channel (page B27).

Clamps and Clips: For horizontal applications, the 6 in. Deep U-Profile tray can be clipped to strut using the "Bat" Clip (page B31) or the universal clamp (page B25). For vertical applications, the universal clamp (page B25) should be used to attach the 6 in. Deep U-Profile to the strut (using a bolt and spring-nut).

Straight Sections

2-1/2 in. Dee p C-Profile

High strength for demanding applications

The 2-1/2 in. C-profile is ideally suited for more demanding applications that require high strength and cable protection in a lower profile. The additional rigidity offered by the C-profile makes possible dual-purpose installations such as installing power and communications cabling in one main run.

Description

- Welded wire-mesh, cable management system made of high mechanical strength steel wire
- Standard tray length is 10 feet nominal (3 meters actual)
- Mesh measurement varies according to tray width. Refer to dimensions below
- Five (5) tray widths available ranging from 2 in. to 16 in. (50 to 406 mm)
- Available in hot-dipped galvanized steel and stainless steel (304)
- Temperature range -45°C (-49°F) to 150°C (302°F)
- For loading data, refer to the tables on pages B55 and B56

Applications

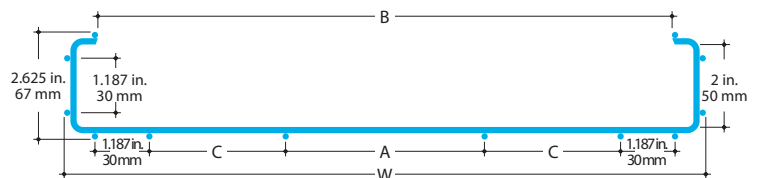
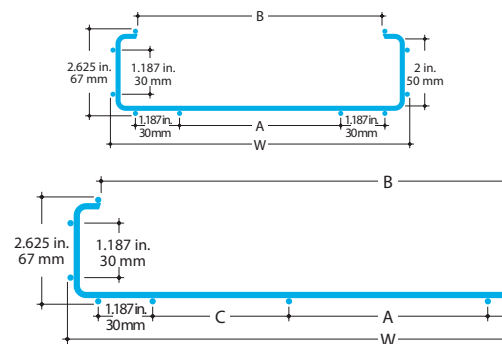
Structured cabling for voice, power and data applications in commercial buildings, industrial facilities, manufacturing plants and outdoor installations.



(Actual size)

Dimensions

Width	2 in. 50 mm	4 in. 100 mm	8 in. 200 mm	12 in. 300 mm	16 in. 400 mm
W	2 in. 50 mm	4 in. 100 mm	8 in. 200 mm	12 in. 300 mm	16 in. 400 mm
A	1.187 in. 30 mm	3.125 in. 80 mm	4.75 in. 120 mm	4.75 in. 120 mm	4.75 in. 120 mm
B	1.0 in. 25 mm	3.0 in. 75 mm	6.875 in. 175 mm	10.75 in. 275 mm	14.75 in. 375 mm
C	—	—	—	2.0 in. 50 mm	4.0 in. 100 mm



Straight Sections

Steel Wire Basket Tray

Features






- **Flanged sides**
increase tray rigidity and strength while providing protection and containment for cables
- **C-profile**
offers increased load capacity in a lower profile
- **High rigidity and loading capabilities**
increase potential for multi-use applications and maximize use of space
- **User-friendly**
installs in less time than conventional tray with no complex layouts, a minimum of tools and less wasted material
- **Wide range of tray widths**
2 in. to 16 in. (50 to 406 mm) widths accommodate as many or as few cables as required
- **Open design**
allows cables to be routed in or out without cutting wires and provides continuous airflow, preventing overheating and the build-up of dust and contaminants
- **Chamfered side edge**
minimizes risk of injury for installer and damage to cables during installation



This profile is not available in electro-galvanized steel.

Outdoor installations exposed to corrosion accelerators, indoor applications requiring more corrosion protection.

Applications requiring the maximum corrosion protection, both indoor and outdoor.

		Wire Count	HOT-DIPPED GALVANIZED					STAINLESS STEEL (Type 304)				
Width in.	Width mm		Cat. No.	Wire ø in.	Wire ø mm	Weight lb./ft.	Weight kg/m	Cat. No.	Wire ø in.	Wire ø mm	Weight lb./ft.	Weight kg/m
2	50		'ETC 2502SH10	0.18	4.5	0.87	1.32	'ETC 2502SS10	0.18	4.5	0.84	1.25
4	100		'ETC 2504SH10	0.18	4.5	0.94	1.40	'ETC 2504SS10	0.18	4.5	0.84	1.34
8	200		ETC 2508SH10	0.18	4.5	1.21	1.80	'ETC 2508SS10	0.18	4.5	1.22	1.81
12	300		ETC 2512SH10	0.18	4.5	1.41	2.10	—	—	—	—	—
16	400		ETC 2516SH10	0.18	4.5	1.61	2.40	—	—	—	—	—

¹ Not UL Listed