

WIREMOLD



DS4000 Couplings INSTALLATION INSTRUCTIONS

Installation Instruction No.: 43267 – December 2005



Wiremold / Legrand Electrical Systems conform to and should be installed and properly grounded in compliance with requirements of the current National Electrical Code, Canadian Electrical Code, or codes administered by local authorities.

All electrical products may represent possible shock or fire hazard if improperly installed or used. Wiremold electrical products are UL listed to U.S. and Canadian safety standards, made for interior use only, and should be installed in conformance with current local and/or the National Electrical Code.




Products Covered: DS4001, DS4014A

Step 1. Use DS4001 Couplings to connect sections of DS4000B to each other and Transition Fittings.




NOTE: Couplings are included with DS4000B and with each Fitting. Additional Couplings may be required depending on the installation.


Step 2. Coupling can slide in from the end of the Raceway or snapped in as shown.



Step 3. The Coupling can also serve as a ground clamp by adding a #10-32 Ground Screw.



Step 4. Where the Adjust-to-Fit Coupling™ is too long, the Coupling can be trimmed at the notch and broken into a smaller piece. Remove Screw from larger section and place in the open hole on the smaller piece.




For more information, visit www.wiremold.com/ds4000.

DS4014A Backfeed Coupling


The DS4014A Backfeed Coupling facilitates easy access to backfeed wire and cables to the DS4000B Raceway Base. The DS4014A accepts backfeed from conduit and /or wall boxes.

For Conduit Feed: Position DS4014A Coupling as required and tighten Screws. Use appropriate knockouts.




For Box Feed:


Step 1. Install Raceway Base on either side of Wall Box.



Step 2. Remove appropriate Knockout and install Grommet provided.



Step 3. Ground Screw location provided.



Use predrilled holes in Coupling to attach Coupling to Wall Box

For more information, visit www.wiremold.com/ds4000.

WIREMOLD



Wiremold / Legrand

U.S. and International:

60 Woodlawn Street • West Hartford, CT 06110

1-800-621-0049 • FAX 860-232-2062 • Outside U.S. 860-233-6251

Canada:

570 Applewood Crescent • Vaughan, Ontario L4K 4B4

1-800-723-5175 • FAX 905-738-9721

