



LED MR16

6.5MR16/F35/2700-2200 DIM 12V 10/1

Philips LED MR-16 lamps with single optic technology provide the look and color quality of traditional halogens while using a fraction of the energy. A perfect fit for spot lighting, they are compatible with most existing fixtures with MR16 GU5.3 holders and are designed as a retrofit replacement for halogen or incandescent spots.

Product data

General information	
Cap-Base	GU5.3 [GU5.3]
EU RoHS compliant	Yes
Nominal Lifetime (Nom)	25000 h
Switching Cycle	50000X
Technical Type	6.5-35W
Light technical	
Color Code	822-827 [tunable warm white]
Beam Angle (Nom)	35 °
Luminous Flux (Nom)	410 lm
Luminous Intensity (Nom)	900 cd
Color Designation	Warm White (WW)
Correlated Color Temperature (Nom)	2700 K
Luminous Efficacy (rated) (Nom)	63.08 lm/W
Color Consistency	<6
Color Rendering Index (Nom)	80
LLMF At End Of Nominal Lifetime (Nom)	70 %
Luminous Flux in 90° Cone (Rated)	370 lm
Operating and electrical	
Input Frequency	50 to 60 Hz

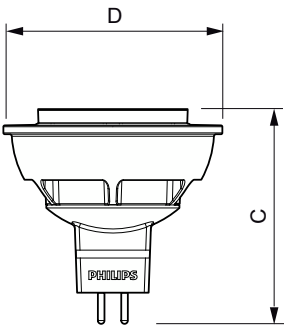
Power (Rated) (Nom)	6.5 W
Lamp Current (Nom)	800 mA
Wattage Equivalent	35 W
Starting Time (Nom)	0.5 s
Warm Up Time to 60% Light (Nom)	0.5 s
Power Factor (Nom)	0.7
Voltage (Nom)	12 V
Temperature	
T-Case Maximum (Nom)	80 °C
Controls and dimming	
Dimmable	Yes
Mechanical and housing	
Bulb Finish	Clear
Bulb Material	Aluminum
Bulb Shape	MR16 [2inch/50mm]
Approval and application	
Suitable For Accent Lighting	Yes

LED MR16

Energy Consumption kWh/1000 h	7 kWh
Product data	
Order product name	6.5MR16/F35/2700-2200 DIM 12V
EAN/UPC - Product	046677454548
Order code	454546

Numerator - Quantity Per Pack	1
Numerator - Packs per outer box	10
Material Nr. (12NC)	929001127904
Net Weight (Piece)	0.045 kg

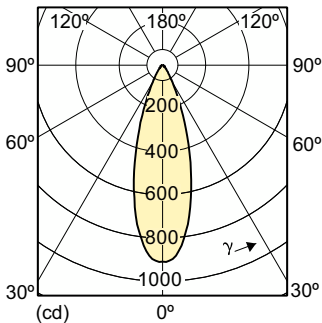
Dimensional drawing



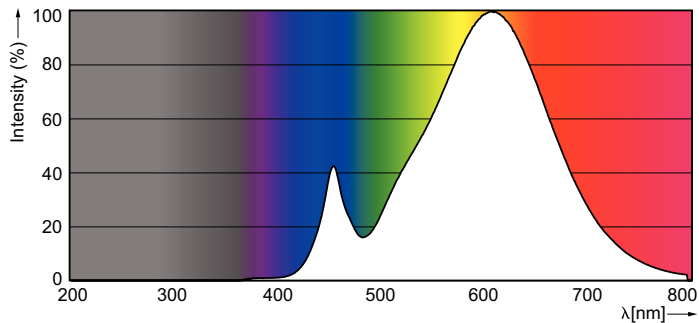
6.5MR16/F35/2700-2200 DIM 12V

Product	D	C
6.5MR16/F35/2700-2200 DIM 12V	51 mm	50 mm

Photometric data



6.5-35 W GU5.3 /827 MR16 36D



DimTone 6.5-35 W /827

