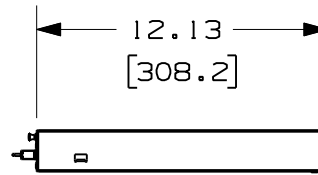
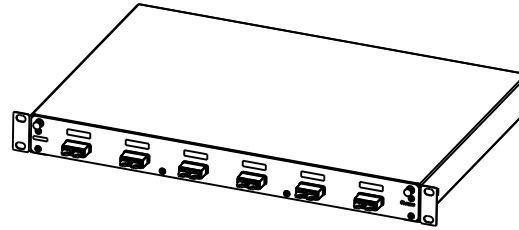
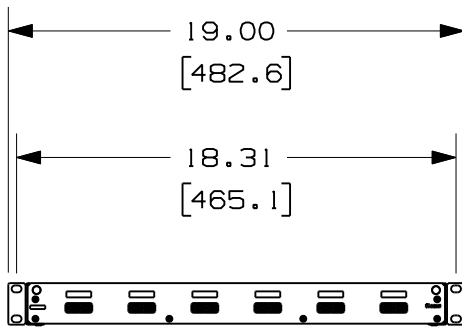
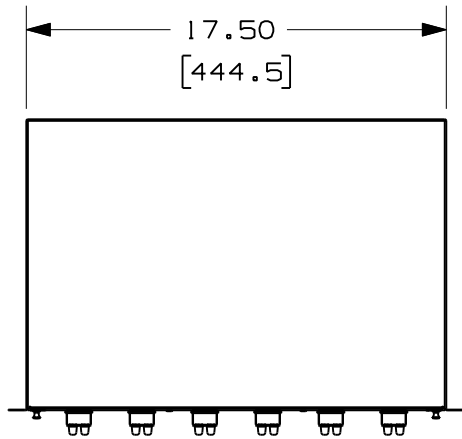


THIS COPY IS PROVIDED ON A RESTRICTED BASIS AND IS NOT TO BE USED IN ANY WAY DETRIMENTAL TO THE INTERESTS OF PANDUIT CORP.



| PANDUIT P/N | WEIGHT                       |
|-------------|------------------------------|
| FD1W6E1DSC  | 6.5 LBS EACH<br>(2948g EACH) |

NOTES:

- SEE CURRENT CATALOG FOR ADDITIONAL PART NUMBER SUFFIXES TO INDICATE COLOR AND OR PACKAGE QUANTITY.
- SEE CATALOG FOR COMPLETE LIST OF PARTS APPLICABLE FOR USE WITH THIS PART.
- DIMENSIONS IN PARENTHESES ARE IN METRIC.
- PART INCLUDES:
  - 1- ENCLOSURE PRELOADED WITH (6) DUPLEX MULTIMODE SC ADAPTERS
  - 1- HARDWARE KIT CONTAINING:
    - 4- M6 x 15mm SCREWS (10029-01)
    - 4- #12-24 x 1/2" SCREWS (34466-22)
  - 2- FIBER SLACK SPOOL (RFMS1)
  - 1- 2 FIBER ENTRY GROMMETS (00466-02)
  - 1- PG-11 GLAND (00001-141)
  - 2- PAN-TY CABLE TIES (PLT2S-M0)
  - 1- FIBER CAUTION LABEL
  - 1- LASER WARNING LABEL

MODEL FILENAME V10431AB\_FD1-6SC\_00.prt

CAD FILENAME/LAYERS V10431AB\_DC\_00A.prt (1)

PANDUIT CORP. TINLEY PARK, ILLINOIS

FD1W6E1DSC FIBER DRAWER  
CUSTOMER DRAWING

UNLESS OTHERWISE SPECIFIED,  
DIMENSIONAL TOLERANCES ARE:  
(.X) ± .03 (XXX) ± .005  
(.XX) ± .01 ANGLES ± 1°

UNLESS OTHERWISE SPECIFIED,  
ALL DIMENSIONS ARE GIVEN  
IN INCHES, THIRD ANGLE PROJECTION.

DRAWN BY RYB

MAT'L: SEE NOTES

SCALE NONE

DATE 5/21/07

DRAWING NO. 10431-16

CHK'D

DWG SIZE A

| REV | DATE    | BY  | CHK | DESCRIPTION            | ECN      | R | CUST | SUP | OTH |
|-----|---------|-----|-----|------------------------|----------|---|------|-----|-----|
| 00  | 5/21/07 | RYB |     | RELEASED TO PRODUCTION | 10431-16 |   |      |     |     |