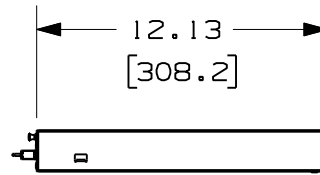
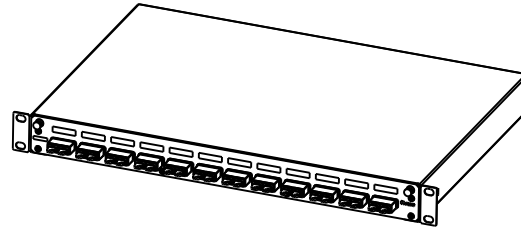
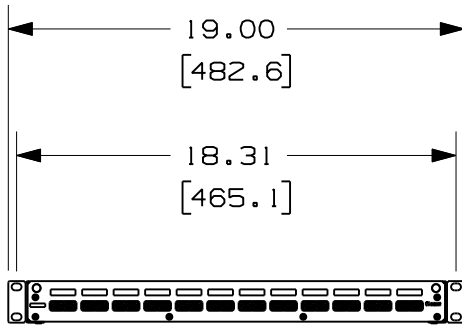
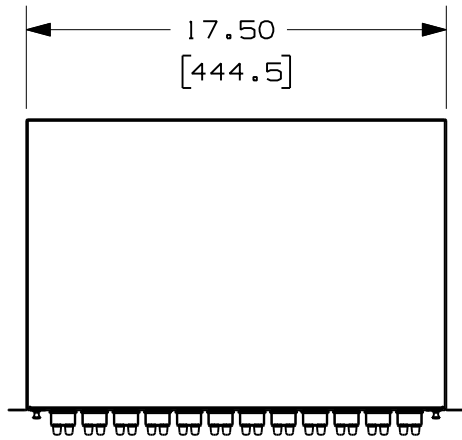


THIS COPY IS PROVIDED ON A RESTRICTED BASIS AND IS NOT TO BE USED IN ANY WAY DETRIMENTAL TO THE INTERESTS OF PANDUIT CORP.



1.73
[43.9]

| PANDUIT P/N | WEIGHT |
|-------------|------------------------------|
| FD1W12E1DSC | 6.5 LBS EACH (2948g EACH) |

NOTES:

- SEE CURRENT CATALOG FOR ADDITIONAL PART NUMBER SUFFIXES TO INDICATE COLOR AND OR PACKAGE QUANTITY.
- SEE CATALOG FOR COMPLETE LIST OF PARTS APPLICABLE FOR USE WITH THIS PART.
- DIMENSIONS IN PARENTHESES ARE IN METRIC.
- PART INCLUDES:
 - 1- ENCLOSURE PRELOADED WITH (12) DUPLEX MULTIMODE SC ADAPTERS
 - 1- HARDWARE KIT CONTAINING:
 - 4- M6 x 15mm SCREWS (10029-01)
 - 4- #12-24 x 1/2" SCREWS (34466-22)
 - 2- FIBER SLACK SPOOL (RFMS1)
 - 1- 2 FIBER ENTRY GROMMETS (00466-02)
 - 1- PG-11 GLAND (00001-141)
 - 2- PAN-TY CABLE TIES (PLT2S-M0)
 - 1- FIBER CAUTION LABEL
 - 1- LASER WARNING LABEL

| | |
|---------------------|-------------------------|
| MODEL FILENAME | V10431AA_FD1_05.prt |
| CAD FILENAME/LAYERS | V10431AA_DC_05A.prt (1) |

PANDUIT CORP. TINLEY PARK, ILLINOIS

FD1W12E1DSC FIBER DRAWER
CUSTOMER DRAWING

UNLESS OTHERWISE SPECIFIED,
DIMENSIONAL TOLERANCES ARE:
(.X) ± .03 (XXX) ± .005
(.XX) ± .01 ANGLES ± 1°

UNLESS OTHERWISE SPECIFIED,
ALL DIMENSIONS ARE GIVEN
IN INCHES, THIRD ANGLE PROJECTION.

| | | |
|-----------------|--------------|-------------------------|
| DRAWN BY RYB | MAT'L: | SCALE NONE |
| DATE 5/21/07 | SEE NOTES | DRAWING NO. 10431-17 |
| CHK'D | | DWG A SIZE |

| 00 | 5/21/07 | RYB | | RELEASED TO PRODUCTION | 10431-17 | | | | | |
|-----|---------|-----|-----|------------------------|----------|---|------|-----|-----|--|
| REV | DATE | BY | CHK | DESCRIPTION | ECN | R | CUST | SUP | OTH | |