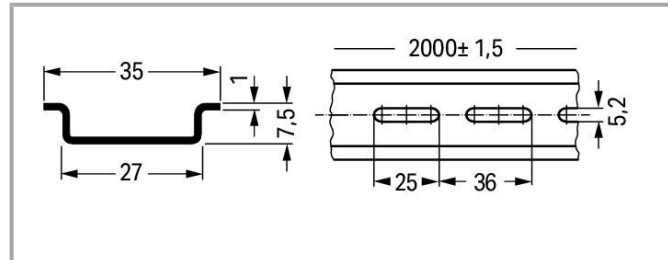


## Data sheet | Item number: 210-112

Steel carrier rail; 35 x 7.5 mm; 1 mm thick; 2 m long; slotted; according to EN 60715; "Hole width 25 mm; silver-colored



[www.wago.com/210-112](http://www.wago.com/210-112)



### Data

#### Technical data

Main product function

Mounting accessories

#### Physical data

Width	2000 mm / 78.74 inch
Height	7.5 mm / 0.295 inch
Depth	35 mm / 1.378 inch

#### Material data

Color	silver-colored
Weight	630 g

#### Commercial data

Product Group	2 (Terminal Block Accessories)
PU (SPU)	10 (1) Stück
Packaging type	box

Subject to changes. Please also observe the further product documentation!



WAGO GmbH & Co. KG  
Hansastr. 27  
32423 Minden  
Phone: +49571 887-0 | Fax: +49571 887-169  
Email: [info.de@wago.com](mailto:info.de@wago.com) | Web: [www.wago.com](http://www.wago.com)

Do you have any questions about our products?  
We are always happy to take your call at +49 (571) 887-44222.


Country of origin VKOrg Germany	IT
GTIN	4017332272292
Customs tariff number VKOrg Germany	72169180000

## Optional accessories

### Marking accessories

Label		
	<b>Item no.: 210-708</b> Labels; for TP printers; 9.5 x 25 mm; white	<a href="http://www.wago.com/210-708">www.wago.com/210-708</a>
	<b>Item no.: 210-808</b> Labels; for Smart Printer; 9.5 x 25 mm; white	<a href="http://www.wago.com/210-808">www.wago.com/210-808</a>

### Mounting

Mounting accessories		
	<b>Item no.: 209-137</b> Mounting adapter; can be used as end stop; 6.5 mm wide; gray	<a href="http://www.wago.com/209-137">www.wago.com/209-137</a>
	<b>Item no.: 209-109</b> Edge guards; for DIN 35 rail (7.5 mm high); gray	<a href="http://www.wago.com/209-109">www.wago.com/209-109</a>
	<b>Item no.: 210-149</b> Screw M 5 x 8; for angled support bracket	<a href="http://www.wago.com/210-149">www.wago.com/210-149</a>
	<b>Item no.: 210-148</b> Angled support bracket; without screw; silver-colored	<a href="http://www.wago.com/210-148">www.wago.com/210-148</a>
	<b>Item no.: 249-116</b> Screwless end stop; 6 mm wide; for DIN-rail 35 x 15 and 35 x 7.5; gray	<a href="http://www.wago.com/249-116">www.wago.com/249-116</a>
	<b>Item no.: 249-117</b> Screwless end stop; 10 mm wide; for DIN-rail 35 x 15 and 35 x 7.5; gray	<a href="http://www.wago.com/249-117">www.wago.com/249-117</a>
	<b>Item no.: 249-197</b> Screwless end stop; 14 mm wide; for DIN-rail 35 x 15 and 35 x 7.5; gray	<a href="http://www.wago.com/249-197">www.wago.com/249-197</a>

## Downloads

### Documentation

#### Bid Text

210-112	Feb 19, 2019	xml 2.8 kB	Download
---------	--------------	---------------	----------

Subject to changes. Please also observe the further product documentation!



X81 - Datei

---

210-112	Nov 23, 2018	docx	Download
docx - Datei		14.9 kB	

---

**CAD/CAE-Data**

**CAE data**

WSCAD Universe 210-112	URL	Download
ZUKEN Portal 210-112	URL	Download

---

**CAD data**

2D/3D Models 210-112	URL	Download
----------------------	-----	----------

---

**Environmental Product Compliance**

**Compliance Search**

Environmental Product Compliance 210-112	URL	Download
Steel carrier rail; 35 x 7.5 mm; 1 mm thick; 2 m long; slotted; according to EN 60715; Hole width 25 mm; silver-colored		

---

**Installation Notes**

---

Subject to changes. Please also observe the further product documentation!

---

WAGO GmbH & Co. KG  
Hansastr. 27  
32423 Minden  
Phone: +49571 887-0 | Fax: +49571 887-169  
Email: [info.de@wago.com](mailto:info.de@wago.com) | Web: [www.wago.com](http://www.wago.com)

Do you have any questions about our products?  
We are always happy to take your call at +49 (571) 887-44222.



When using standard DIN-rails as ground conductor busbars, please refer to the maximum current capacities listed above.

Steel DIN-rails are not suited for PEN (ground and N-conductor) applications per EN 60947-7-2 (VDE 0611, Part 3).

Subject to changes. Please also observe the further product documentation!