

EMT

Pull Elbows and Conduit Fittings

CI5204 / CI5206



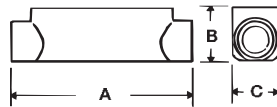
Zinc Die Cast Locknut

CI5304 / CI5306
CI5308-G / CI5310-G

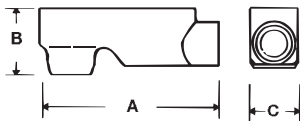


-G: with gasket.

CICA-1/2 / CICA-2



CILBA-1/2 / CILBA-2
CILBSA-2-1/2 /
CILBSA-4



Cat. No.	Trade Size (in.)	Dimensions (in.)		
		A	B	C
Pull Elbows, EMT to Box (Zinc Alloy)				
CI5204	1/2	1-5/16	1-1/8	—
CI5206	3/4	1-1/2	1-1/4	—
Pull Elbows, EMT to EMT (Zinc Alloy)				
CI5304	1/2	1-5/16	15/16	—
CI5306	3/4	1-5/8	1-1/4	—
CI5308-G	1	1-15/16	1-5/8	—
CI5310-G	1-1/4	2-1/4	2	—
EMT Conduit Fittings - "C" Type (Cast Aluminum)				
CICA-1/2	1/2	4-7/8	1-3/8	1-3/8
CICA-3/4	3/4	5-9/16	1-1/2	1-7/16
CICA-1	1	6-1/2	1-3/4	1-3/4
CICA-1-1/4	1-1/4	8-5/8	1-15/16	2-1/2
CICA-1-1/2	1-1/2	8-5/8	2-11/16	2-1/2
CICA-2	2	10-15/16	3	3-3/16
EMT Conduit Fittings - "LB" Type (Cast Aluminum)				
CILBA-1/2	1/2	4-5/16	1-1/2	1-3/8
CILBA-3/4	3/4	4-15/16	1-7/8	1-9/16
CILBA-1	1	6-1/16	2-1/16	1-13/16
CILBA-1-1/4	1-1/4	7-7/8	2-15/16	2-1/2
CILBA-1-1/2	1-1/2	7-7/8	3-1/16	2-1/2
CILBA-2	2	10	3-3/4	3-3/16
CILBSA-2-1/2 *	2-1/2	13	7-3/8	4-1/4
CILBSA-3 *	3	13	7-3/8	4-1/4
CILBSA-3-1/2 *	3-1/2	15-1/4	9	5-1/4
CILBSA-4 *	4	15-1/4	9	5-1/4

Covers and gaskets are included with all aluminum conduit fittings
Types CICA and CILBA are also suitable for use with rigid conduit (NPSM threads)
* For EMT only, not threaded

EMT

Conduit Fittings, Accessories and Entrance Heads

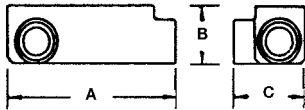


CILRL-1/2 / CILRL-2

CITA-1/2 / CITA-2



Combined LL/LR
Left and right
application



Cat. No.	Trade Size (in.)	Dimensions (in.)		
		A	B	C
EMT Conduit Fittings - "LRL" Type (Cast Aluminum)				
CILRL-1/2	1/2	4-7/16	1-11/16	2-1/8
CILRL-3/4	3/4	5-3/16	1-7/8	2-1/4
CILRL-1	1	6	2-3/16	2-1/2
CILRL-1-1/4	1-1/4	7-15/16	2-3/4	3-1/2
CILRL-1-1/2	1-1/2	7-15/16	3-1/4	3-1/2
CILRL-2	2	10-3/16	3-11/16	4-1/8
EMT Conduit Fittings - "T" Type (Cast Aluminum)				
CITA-1/2	1/2	4-7/8	1-3/8	2-1/16
CITA-3/4	3/4	5-9/16	1-3/4	2-1/8
CITA-1	1	6-1/2	2	2-1/2
CITA-1-1/4	1-1/4	8-11/16	2-5/8	3-1/2
CITA-1-1/2	1-1/2	8-11/16	3	3-9/16
CITA-2	2	10-7/8	3-1/4	4-3/16

Covers and gaskets are included with all aluminum conduit fittings
Types CILRL and CITA are also suitable for use with rigid conduit (NPSM Threads)

CIBC-1/2 / CIBC-2



Cat. No.	Gros. nom. (in.)
Blank Covers for Aluminum Conduit Fittings (Stamped Aluminum)	
CIBC-1/2	1/2
CIBC-3/4	3/4
CIBC-1	1
CIBC-1-1/4	1-1/4
CIBC-2	2

For 1-1/2, use CIBC-1-1/4

CIG-1/2 / CIG-2



Cat. No.	Trade Size (in.)
Gaskets for Aluminum Conduit Fittings (Neoprene)	
CIG-1/2	1/2
CIG-3/4	3/4
CIG-1	1
CIG-1-1/4	1-1/4
CIG-2	2

For 1-1/2, use CIG-1-1/4

CIEFSA-1/2 / CIEFSA-4



Cat. No.	Trade Size (in.)
Service Entrance Heads (Cast Aluminum)	
CIEFSA-1/2	1/2
CIEFSA-3/4	3/4
CIEFSA-1	1
CIEFSA-1-1/4	1-1/4
CIEFSA-1-1/2	1-1/2
CIEFSA-2	2
CIEFSA-2-1/2	2-1/2
CIEFSA-3	3
CIEFSA-3-1/2	3-1/2
CIEFSA-4	4

Consult page D10 for technical specifications