



## WIRE MESH GRIP Assembly Instructions



### Standard Cord Connector Assembly

- 1) Disassemble and remove original retaining ring from connector (see Figure 1).

**NOTE:** When replacement gland nut is supplied with grip, remove original retaining ring, and gland nut from connector.

- 2) Follow the instructions below for assembly of wiremesh grip.

### Instructions fo Wire Mesh Grip Assembly

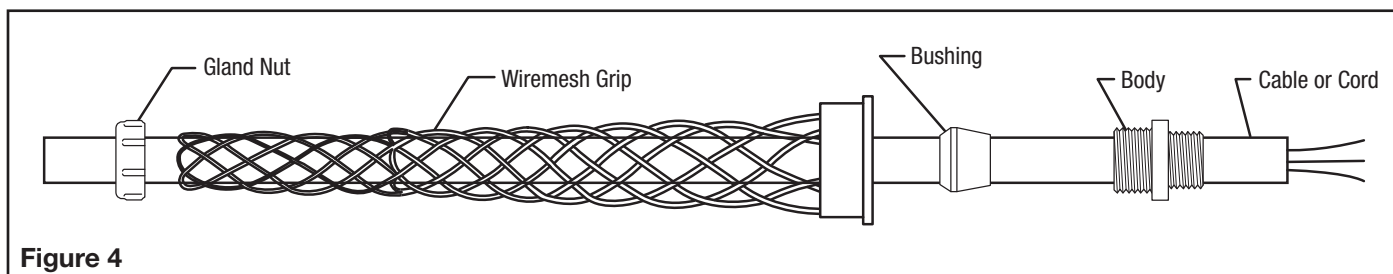
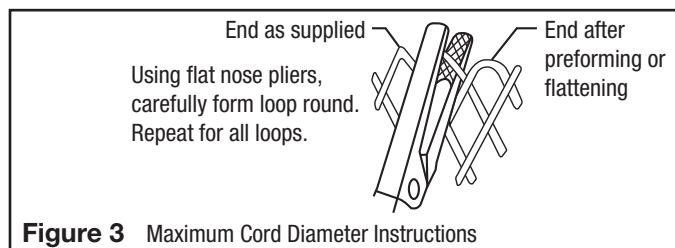
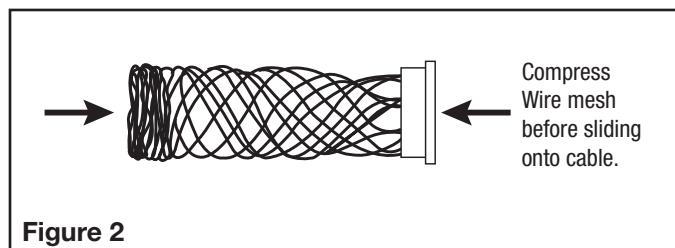
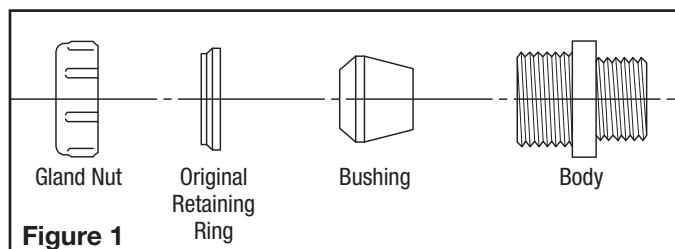
- 1) Cut cord square. Slide compression gland nut onto cord (see Figure 4).
- 2) Compress mesh, and slide onto cables (see Figure 2).

**NOTE:** When installing on cords of maximum diameter, slightly preform the wire mesh as shown in Figure 3.

- 3) Slide bushing onto cord (see Figure 4).
- 4) Secure connector body to enclosure for threaded hub applications. For knockout applications the assembly can be completed before installing to enclosure.
- 5) Insert cord through body to desired working length of conductors (see Figure 4).
- 6) Slide bushing into body.
- 7) Slide mesh along cord to lay flat against bushing.

**NOTE:** In some installations cord jacket may have to be stripped back to pass through body.

- 8) Slide compression gland nut along mesh and tighten onto body. Remove all slack from mesh by smoothing it out along the cord.



STRAIN RELIEF CONNECTOR											
Catalog Number	Grip Range	Straight				45°		90°			Hub Size
		Ranger® Steel	Ranger® Stainless Steel	Ranger® Aluminum	T&B® Steel	Ranger® Steel	T&B® Steel	Ranger® Steel	Ranger® Aluminum	T&B® Steel	
WMG-PC1	.187-.250	2920	2920SST	2920AL	2520	4920	2200	4960	4960AL	2267	1/2
WMG-PC2	.250-.375	2920	2920SST	2920AL	2521	4920	2201	4960	4960AL	2268	1/2
WMG-PC3	.375-.500	2921	2921SST	2921AL	2522	4921	2202	4961	4961AL	2269	1/2
WMG-PC4	.500-.625	2922	2922SST	2922AL	2524	4922	2204	4962	4962AL	2250	1/2
		2932	2932SST	2932AL	2534	4932	2209	4972	4972AL	2273	3/4
		2941	2941SST	2941AL	2544	4941	2214	4981	4981AL	2255	1
WMG-PC5	.625-.750	2922	2922SST	2922AL	2525	4922	2205	4962	4962AL	2251	1/2
		2932	2932SST	2932AL	2535	4932	2210	4972	4972AL	2274	3/4
		2941	2941SST	2941AL	2545	4941	2215	4981	4981AL	2256	1
WMG-PC6	.187-.250	2930	2930SST	2930AL	2530	4930	2206	4970	4970AL	2252	3/4
WMG-PC7	.250-.375	2930	2930SST	2930AL	2531	4930	2207	4970	4970AL	2271	3/4
		-	-	-	2541	-	-	-	-	-	1
WMG-PC8	.375-.500	2931	2931SST	2931AL	2532	4931	2208	4961	4961AL	2272	3/4
		2940	2940SST	2940AL	2542	4940	2213	4980	4980AL	2254	1
WMG-PC9	.750-.875	-	-	-	2536	-	2211	-	-	2253	3/4
		2942	2942SST	2942AL	2546	4942	2216	4982	4982AL	2275	1
WMG-PC10	.875-1.000	-	-	-	2547	-	2217	-	-	2276	1
WMG-PC11	.875-1.000	-	-	-	2548	-	2218	-	-	2257	1
		-	-	-	2558	-	2220	-	-	2277	1-1/4
WMG-PC12	1.000-1.125	-	-	-	2548	-	2218	-	-	2257	1
		-	-	-	2558	-	2220	-	-	2277	1-1/4
		-	-	-	2549	-	2219	-	-	2258	1
		-	-	-	2559	-	2221	-	-	2278	1-1/4
WMG-PC13	1.125-1.250	-	-	-	2549	-	-	2258	2258	2219	1
		-	-	-	2559	-	2221	-	-	2278	1-1/4
WMG-PC14	1.125-1.250	-	-	-	2556	-	-	2279	2279	2222	1-1/4
		-	-	-	2563	-	-	-	-	2282	1-1/2
		-	-	-	2564	-	-	-	-	2283	1-1/2
WMG-PC15	1.250-1.375	-	-	-	-	-	2222	-	-	2256	1-1/2
		-	-	-	2564	-	-	-	-	2283	1-1/2
WMG-PC16*	1.375-1.500	-	-	-	2557	-	2223	-	-	2280	1-1/4
WMG-PC17*	1.125-1.250	-	-	-	2573	-	-	-	-	2284	2
WMG-PC18*	1.250-1.375	-	-	-	2573	-	-	-	-	2284	2
WMG-PC19*	1.375-1.500	-	-	-	2565	-	-	-	-	2285	1-1/2
		-	-	-	2574	-	-	-	-	-	2
WMG-PC20*	1.500-1.625	-	-	-	2565	-	-	-	-	2285	1-1/2
		-	-	-	2574	-	-	-	-	-	2
WMG-PC21*	1.625-1.750	-	-	-	2575	-	-	-	-	2286	2
WMG-PC22*	1.750-1.875	-	-	-	2575	-	-	-	-	2286	2

\* Replacement gland nut supplied with these catalog numbers only.

There are WMG-LT1 (3/8") through LT10 (4") for LT fittings.

There are WMG-PC1 through PC22 for portable cord (used w/Ranger® Steel & AL. + T&B Steel 2520 Series).

**WARRANTY:** Thomas & Betts sells this product with the understanding that the user will perform all necessary tests to determine the suitability of this product for the user's intended application. Thomas & Betts warrants that this product will be free from defects in materials and workmanship for a period of ninety (90) days following the date of purchase. Upon prompt notification of any warranted defect, Thomas & Betts will, at its option, repair or replace the defective product or refund the purchase price. Proof of purchase is required. Misuse or unauthorized modification of the product voids all warranties.

**Limitations and Exclusions:** THE ABOVE WARRANTY IS THE SOLE WARRANTY CONCERNING THIS PRODUCT, AND IS IN LIEU OF ALL OTHER WARRANTIES EXPRESS OR IMPLIED, INCLUDING BUT NOT LIMITED TO ANY IMPLIED WARRANTY OF MERCHANTABILITY OR FITNESS FOR A PARTICULAR PURPOSE, WHICH ARE SPECIFICALLY DISCLAIMED. LIABILITY FOR BREACH OF THE ABOVE WARRANTY IS LIMITED TO COST OF REPAIR OR REPLACEMENT OF THE PRODUCT, AND UNDER NO CIRCUMSTANCES WILL THOMAS & BETTS BE LIABLE FOR ANY INDIRECT, SPECIAL, INCIDENTAL OR CONSEQUENTIAL DAMAGES.

Thomas & Betts Corporation  
 Memphis, Tennessee  
 www.tnb.com