

# Wiring ducts

Halogen free wiring ducts with vertical slots	6/2
Thermoplastic wiring ducts with vertical slots	6/4
Flexible thermoplastic wiring ducts	6/8
Thermoplastic wiring ducts with circular knockouts	6/10

# Wiring ducts

## Halogen free wiring ducts with vertical slots




### Technical details

- **Color RAL 7035 grey**
- halogen-free thermoplastic material in compliance with VDE 0472 Part 815 Standard: Br + Cl < 0.2 %, F < 0.1 %
- smoke toxicity index: 25.78 according to NF X70-100 and NF F16-101 Standards
- smoke opacity index\*:
  - Dm 352.2 (2 mm)
  - VOF4 475.8 (2 mm) in compliance with NF X10-702 Standard (reference NF F16-101)
- \* in the event of fire, it is extremely important for the smoke opacity level to be as low as possible during the first 4 minutes in order to allow people to move away from the areas of risk
- on the basis of the values obtained during the smoke opacity and toxicity tests, the material falls within class F2 (in compliance with NF F16-101 Standard)
- insulating, shock-proof, self-extinguishing material in compliance with UL 94 V0 Standard and resistant to abnormal heat and fire up to 850°C (glow wire test) in compliance with IEC 695-2-1 Standard
- dimensional stability from -40 to +100 °C
- resistant to acids, oils, and greases
- absence of burrs, rounded internal edges
- dimensions and resilience of ribs guarantee repeated splaying during the wiring phase

- controlled splaying of sides for guaranteeing a perfect seal of the cover in vertical sections and in the case of high temperatures
- two prearranged trimming lines: one line at the basis of ribs in order to remove them by bending them towards the outside direction and another line at the basis of the wall in order to cut the edge when two connection ducts are used
- cable holder mouldings halfway along the straight section of the ribs in 80 mm high ducts
- standard 2-metre length
- **trunking comply with the EN 50085-2-3 European Standard**
- fields of application: residential, industrial and commercial
- RoHS Directive compliant
- EN45545-2-compliant trunking: 2013 risk class HL3 requirement R22-R23


6



1S/C60147F001



1SL90024F0001



1SL90159F0001



1SL531045F0001

Article	Dimensions WxH (mm)	Unit/pack-metres
<b>Ducts with 8/12 mm slots</b>		
1SL9019A00	15x17	46
1SL9033A00	25x30	58
1SL9035A00	40x30	38
1SL9037A00	60x30	52
1SL9043A00	25x40	48
1SL9045A00	40x40	30
1SL9047A00	60x40	40
1SL9049A00	80x40	32
1SL9051A00	100x40	24
1SL9053A00	120x40	20
1SL9063A00	25x60	34
1SL9065A00	40x60	22
1SL9067A00	60x60	32
1SL9069A00	80x60	24
1SL9071A00	100x60	20
1SL9073A00	120x60	14
1SL9083A00	25x80	28
1SL9085A00	40x80	36
1SL9087A00	60x80	24
1SL9089A00	80x80	16
1SL9091A00	100x80	16
1SL9093A00	120x80	12
1SL9095A00	40x100	28
1SL9096A00	60x100	20
1SL9097A00	80x100	14
1SL9098A00	100x100	8
<b>Ducts with 4/6 mm slots</b>		
1SL9119A00	15x17	46
1SL9133A00	25x30	58
1SL9135A00	40x30	38
1SL9137A00	60x30	52
1SL9143A00	25x40	48
1SL9145A00	40x40	30
1SL9147A00	60x40	40
1SL9149A00	80x40	32
1SL9151A00	100x40	24
1SL9153A00	120x40	20
1SL9163A00	25x60	34
1SL9165A00	40x60	22
1SL9167A00	60x60	32
1SL9169A00	80x60	24
1SL9171A00	100x60	20
1SL9173A00	120x60	14
1SL9183A00	25x80	28
1SL9185A00	40x80	36
1SL9187A00	60x80	24
1SL9189A00	80x80	16
1SL9191A00	100x80	16
1SL9193A00	120x80	12
<b>Spare covers</b>		
1SL5316A00	Trunking base 15 mm	2/200
1SL5317A00	Trunking base 25 mm	2/60
1SL5318A00	Trunking base 40 mm	2/40
1SL5319A00	Trunking base 60 mm	2/24
1SL5320A00	Trunking base 80 mm	2/16
1SL5321A00	Trunking base 100 mm	2/48
1SL5322A00	Trunking base 120 mm	2/36

# Wiring ducts

## Thermoplastic wiring ducts with vertical slots



### Technical details

- **Color RAL 7030 grey**
- plastic, insulating, shock-proof, self-extinguishing material in compliance with UL 94 V0 Standard and resistant to abnormal heat and fire up to 960 °C (glow wire test) in compliance with IEC 695-2-1 Standard
- minimum storage/transport temperature -5 °C
- minimum installation and usage temperature -15 °C
- maximum usage temperature +60 °C
- resistant to acids, oils, and greases
- no burr, rounded-off inner edges
- new rib profile makes it easy to open and close the cover and guarantees that it clips on more safely
- designed to snap onto the Fix-O-rapid special accessory, suitable to be fastened both to DIN rail and base plate
- the ribs are cut using a special pressing process (rounding of the edges) producing wiring ducts completely free of burr and rough edges
- the dimensions and resilience of the ribs ensure repeated splaying during cabling

- controlled splaying of sides to ensure a perfect seal of the cover in the vertical sections and at high temperatures
- double trimming line, one at the base of the ribs so that they can be removed by bending them outwards and one at the base of the lateral sides so that the edge can be cut when two wiring ducts are branched
- cable holder mouldings half-way up the straight section of the ribs in 80 and 100-mm high wiring ducts
- cover can be opened without having to use a special tool
- can be mounted on horizontal or vertical surfaces even when the cover is on the bottom
- standard 2-metre length
- industrial application
- RoHS-Directive compliant
- trunking compliant with the new European Standard EN 50085-2-3

6




IMQ mark in compliance with EN 50085-2-3 Standard



RINA Approved Declaration N°5/16391



Approved by Canadian Standards Association



1SLC90149P0001



Article	Dimensions WxH (mm)	Weight (kg/m)	Unit/pack-metres
<b>Wiring duct with 8/12 mm slots</b>			
05 019	15x17	0,06	46
05 033	25x30	0,21	58
05 035	40x30	0,27	38
05 037	60x30	0,38	52
05 043	25x40	0,25	48
05 045	40x40	0,31	30
05 047	60x40	0,46	40
05 049	80x40	0,47	32
05 051	100x40	0,55	24
05 053	120x40	0,65	20
05 063	25x60	0,24	34
05 065	40x60	0,34	22
05 067	60x60	0,47	32
05 069	80x60	0,52	24
05 071	100x60	0,59	20
05 073	120x60	0,73	14
05 083	25x80	0,29	28
05 085	40x80	0,38	36
05 087	60x80	0,50	24
05 089	80x80	0,59	16
05 091	100x80	0,68	16
05 093	120x80	0,89	12
05 094	25x100	0,46	20
05 095	40x100	0,53	28
05 096	60x100	0,73	20
05 097	80x100	0,91	14
05 098	100x100	1,06	8
05 099	150x100	1,37	8



<b>Wiring duct with 4/6 mm slots</b>			
05 119	15x17	0,06	46
05 133	25x30	0,21	58
05 135	40x30	0,27	38
05 137	60x30	0,38	52
05 143	25x40	0,25	48
05 145	40x40	0,31	30
05 147	60x40	0,46	40
05 149	80x40	0,47	32
05 151	100x40	0,55	24
05 153	120x40	0,65	20
05 163	25x60	0,24	34
05 165	40x60	0,34	22
05 167	60x60	0,47	32
05 169	80x60	0,52	24
05 171	100x60	0,59	20
05 173	120x60	0,73	14
05 183	25x80	0,29	28
05 185	40x80	0,38	36
05 187	60x80	0,50	24
05 189	80x80	0,59	16
05 191	100x80	0,68	16
05 193	120x80	0,89	12
05 194	25x100	0,46	20
05 195	40x100	0,53	28
05 196	60x100	0,73	20
05 197	80x100	0,91	14
05 198	100x100	1,06	8
05 199	150x100	1,37	8



# Wiring ducts

## Thermoplastic wiring ducts with vertical slots



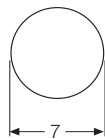
Article	Description	Unit/pack-pieces
<b>Spare covers</b>		
05 300	Trunking base 15	2/200
05 302	Trunking base 25	2/60
05 304	Trunking base 40	2/40
05 306	Trunking base 60	2/24
05 308	Trunking base 80	2/16
05 310	Trunking base 100	2/48
05 312	Trunking base 120	2/36
05 314	Trunking base 150	2/28

6



Article	Description (mm)	Unit/pack-pieces
<b>Fix-O-rapid</b>		
<b>Rapid clip for DIN rail</b>		
05 250	Trunking base 25	20/600
05 252	Trunking base 40	20/600
05 254	Trunking base 60	20/600
05 256	Trunking base 80	20/240
05 258	Trunking base 100	20/240
05 260	Trunking base 120	20/240
05 262	Trunking base 150	20/240
<b>Rapid clip for base plate</b>		
05 270	Trunking base 25	20/600
05 272	Trunking base 40	20/600
05 274	Trunking base 60	20/600
05 276	Trunking base 80	20/240
05 278	Trunking base 100	20/240
05 280	Trunking base 120	20/240
05 282	Trunking base 150	20/240

Can be snapped onto holes as shown:



# Wiring ducts

## Thermoplastic wiring ducts with vertical slots



1SLC80169F0001

Article	Description (mm)	Unit/pack-pieces
<b>Duct shears</b>		
05 265		1



FLC0 9009 Ver.08

Article	Description (mm)	Unit/pack-pieces
<b>Rivet fastener</b>		
05 266	For ø 4 and 6mm rivets (Black Color)	1/12
05 268	For ø 4mm rivets (Green Color)	1/12



1SLC80169F0001

Article	Description (mm)	Unit/pack-pieces
<b>Plastic rivet</b>		
05 214	ø 4 mm	100
05 216	ø 6 mm	100



1SLC80169F0001

Article	Description (mm)	Unit/pack-pieces
<b>Plastic cable retainer</b>		
05 224	Trunking base 40	100
05 226	Trunking base 60	100
05 228	Trunking base 80	100
05 230	Trunking base 100/120	100



1SLC80160F0001


Article	Description (mm)	Unit/pack-pieces
<b>Plastic label tag</b>		
Suitable for wiring ducts with 8/12 mm slots only.		
05 240		100

# Wiring ducts


## Flexible thermoplastic wiring duct

### Technical details

- **Color RAL 7040 grey**
- plastic, insulating, shock-proof, self-extinguishing material in compliance with UL 94 V2 Standard and resistant to permanent temperature of 80 °C and peaks up to 110 °C in compliance with IEC 216 Standards
- resistant to acids, oils, and greases
- ribs alternate and angle slightly inwards to make it easier to insert and extract cables
- no covers so that cables can be constantly monitored
- possibility of fastening using screws and rivets or bi-adhesive tape which sticks strongly to the steel (pre-mounted)
- suitable for connecting panels and doors with compass opening mechanisms and in general for applications where cabling is subject to bending and twisting
- **standard 500-mm length**
- industrial applications







Article	Dimensions WxH (mm)	Weight (kg/piece)	Unit/pack-pieces
<b>Flexible wiring duct</b>			
Slot pitch 7,5/5.			
Standard length 500 mm.			
05 400	12,5x12,5	0,011	112
05 402	16x16	0,014	84
05 405	20x20	0,024	112
05 410	25x25	0,033	70
05 415	30x30	0,044	50
05 420	40x40	0,066	50
05 425	50x50	0,100	32

# Wiring ducts

## Thermoplastic wiring duct with circular knockouts

### Technical details

- Color **RAL 7030 grey**
- plastic, insulating, shock-proof, self-extinguishing material in compliance with UL 94 V0 Standard and resistant to high heat and fire up to 960 °C (glow wire test) in compliance with IEC 695-2-1 Standard
- dimensional stability from -20 to +60 °C
- resistant to acids, oils, and greases
- circular knockouts on sides with alternate diameters of 18 and 23 mm and interaxis of 50 mm
- ideal solution for branch connection of rigid or corrugated conduits
- specially designed for specific applications, such as elevators
- standard 2-metre length
- industrial applications





Article	Dimensions WxH (mm)	Weight (kg/m)	Unit/pack-metres
<b>Wiring duct with round holes</b>			
Standard 2-metre length.			
05 330	50x50	0,603	36
05 331	100x60	0,952	18