

Cable clamps and clips

Round Adhesive Clips



Characteristics

- Diverse cable clamps for bundle diameters from 0.16 in. to 0.53 in. (4 mm to 15.7 mm)
- Clips are provided two-up on a rubber based closed cell foam adhesive
- Flexible centre tongue for removal or addition of cables

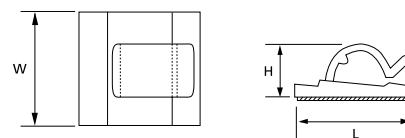
Technical information

- Material: polyamide 6.6 (corps)
- Temperature range: 0°C to +65°C (32°F to +149°F)
- Mounting method: Self-adhesive
- Flammability rating: UL 94 V-2
- Halogen free, silicone free

Self-adhesive clips for round cable

Cat. n°.	Colour	Dimensions								Std. pkg. [pcs]
		Max. wire bundle dia.		Length L		Width W		Height H		
		[mm]	[in.]	[mm]	[in.]	[mm]	[in.]	[mm]	[in.]	
RANY-160-9-D	Natural	4.0	0.16	14.8	0.58	16	0.63	6.4	0.25	500
RANY-280-0-D	Black	7.1	0.28	25.4	1.00	25.4	1.00	10.4	0.41	500
RANY-280-9-D	Natural	7.1	0.28	25.4	1.00	25.4	1.00	10.4	0.41	500
RANY-530-9-D	Natural	13.5	0.53	25.4	1.00	25.4	1.00	15.8	0.62	500
RANY-620-9-D	Natural	15.7	0.62	28.5	1.12	31.8	1.25	16.0	0.63	500

Diagrams



Cable clamps and clips

Adjustable, ladder style clamps



Characteristics

- Ladder style fastener is easily released and refastened
- Supplied “single-cut” on a rubber based closed cell foam adhesive
- In addition, can also be mounted with a screw, for improved pull-off strength
- Optional screw hole for #4 or #5 flat head screw


Technical information

- Material: polyamide 6.6
- Temperature range: 0°C to +65°C (+32°F to +149°F)
- Colour: gray
- Mounting method: Self adhesive and/or screw-mounting
- Halogen free, silicone free

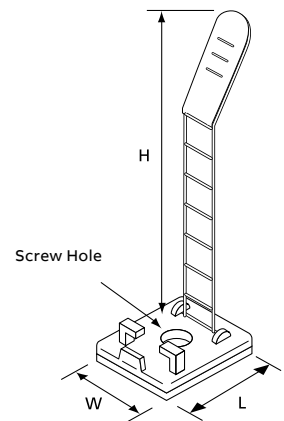
Adjustable, ladder style clamps

Cat. n°	Wire bundle dia.		Dimensions						Screw hole diameter		Std. pkg. [pcs]
			H		W		L				
	[mm]	[in.]	[mm]	[in.]	[mm]	[in.]	[mm]	[in.]	[mm]	[in.]	
ULNY-013-8-C	3 - 12.7	0.12 - 0.5	59	2.34	18	0.71	25	0.99	2.8	0.11	100
ULNY-018-8-C	5 - 21.0	0.20 - 0.83	79	3.13	21	0.83	30	1.18	2.8	0.11	100
ULNY-023-8-C	7 - 25.0	0.28 - 0.98	86	3.37	25	0.98	35	1.38	3.4	0.14	100

Application

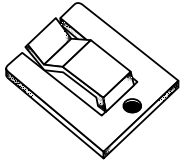


Diagrams



Cable clamps and clips

Flat cable screw clip



Characteristics

- Low profile clip for single or multiple layers of flat ribbon cable
- Flexible centre leg allows for easy removal and replacement of desired cable
- Non-conductive, non-corrosive, resistant to fuels, lubricants and most chemicals

Technical information

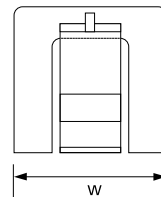
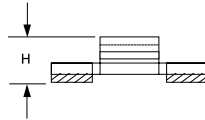
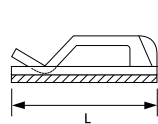
- Material: polyamide 6.6
- Temperature range: -40°C to +85°C (-40°F to +185°F)
- Self-adhesive version: 0°C to +65°C (32°F to +149°F)
- Colour: Natural
- Halogen free, silicone free

Flat cable screw clip

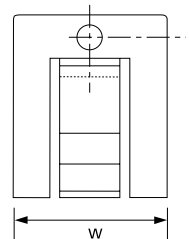
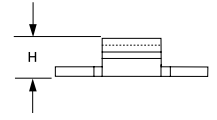
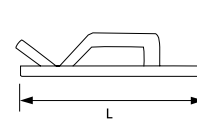
Std. Cat. N°.	Bulk Cat. N°.	Mounting method	Dimensions						Std. pkg. [pcs]	Bulk pkg. [pcs]
			H		L		W			
			[mm]	[in.]	[mm]	[in.]	[mm]	[in.]		
FSNY-812-9-C	-	Screw n° 8	3.2	0.12	30.2	1.19	25.4	1	100	-
FANY-812-9-C	FANY-812-9-D	self-adhesive	7.1	0.28	25.4	1	25.4	1	100	500

Diagrams

FANY



FSNY



Cable clamps and clips

Self-adhesive clips for round cable



Characteristics

- Self-adhesive clips for round cable

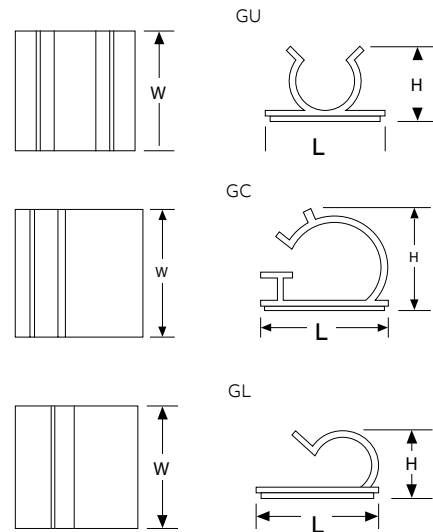
Technical information

- Material: polyamide 6.6
- Temperature range: up to +65°C (up to +149°F)
- Colour: Natural
- Mounting method: Self-adhesive

Self-adhesive clips for round cable

Cat. n°	Max. wire bundle dia.	Height H		Width W		Length L		Mounting method:	Std. pkg. [pcs]
		[mm]	[in.]	[mm]	[in.]	[mm]	[in.]		
RANY-160-9-D	0.25	9.9	0.39	19.1	0.75	19.1	0.75	Self-adhesive	25
RANY-280-9-D	0.50	16.0	0.63	19.1	1.00	19.1	1.00	Self-adhesive	25
RANY-530-9-D	0.25	19.3	0.76	25.4	1.00	25.4	1.00	Self-adhesive	25
RANY-620-9-D	0.50	19.3	0.76	25.4	1.00	25.4	1.00	Self-adhesive	25

Diagrams



Cable clamps and clips

PVC cable-clips



Characteristics

- Low profile clip for single or multiple layers of flat ribbon cable
- “Single cut” on a rubber based closed cell foam adhesive

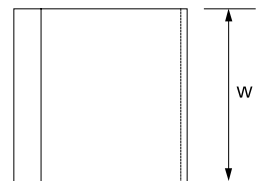
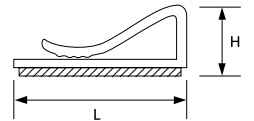
Technical information

- Material: PVC
- Temperature range: -0°C to +65°C (32°F to +149°F)
- Color: Grey
- Mounting method: Self-adhesive
- Flammability rating: UL 94 V-0
- UV-resistant

PVC cable-clips

Std. Cat. N°.	Bulk Cat. N°.	Dimensions						Std. pkg. [pcs]	Bulk pkg. [pcs]
		H		L		W			
		[mm]	[in.]	[mm]	[in.]	[mm]	[in.]		
FRPV-1000-8-C	FRPV-1000-8-D	5.8	0.23	27	1.06	25.4	1	100	500

Diagrams



Cable clamps and clips

Plain edge cable clamps



Characteristics

- Choose the diameter you need to clamp a specific-sized cable
- Fully curved interior edges with inch and millimeter size graduations for easy identification
- Flat flange clamps are designed to pass NAS-1397P
- Replace "-9-" with "-0-" for the black version
- Replace "-M" or "-D" with "-C" for different quantities

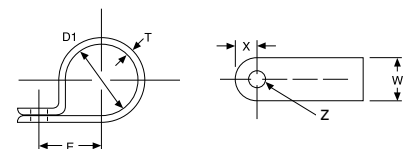
Technical information

- Material: polyamide 6.6
- Temperature range: -40°C to +85°C (-40°F to +185°F)
- Flammability rating: UL 94 V-2
- Colour: Natural
- Halogen free, silicone free

Plain edge cable clamps

Cat. n°	Mounting hole size H	D1 closed diameter		E		T		W		Dimensions		Std. pkg. [pcs]
		[mm]	[in.]	[mm]	[in.]	[mm]	[in.]	[mm]	[in.]	[mm]	[in.]	
N4NY-002-9-M	n° 8	3.2	0.13	8.7	0.34	1.3	0.05	9.5	0.38	5.5	0.22	1,000
N4NY-003-9-M	n° 8	4.5	0.19	9.6	0.38	1.3	0.05	9.5	0.38	5.5	0.22	1,000
N4NY-004-9-M	n° 8	6.4	0.25	10.7	0.42	1.3	0.05	9.5	0.38	5.5	0.22	1,000
N4NY-005-9-M	n° 8	7.9	0.31	11.2	0.44	1.3	0.05	9.5	0.38	5.5	0.22	1,000
N4NY-006-9-M	n° 8	9.5	0.38	11.8	0.46	1.3	0.05	9.5	0.38	5.5	0.22	1,000
N4NY-007-9-M	n° 8	11.1	0.44	12.7	0.50	1.3	0.05	9.5	0.38	5.5	0.22	1,000
N4NY-008-9-M	n° 8	12.7	0.50	13.5	0.53	1.3	0.05	9.5	0.38	5.5	0.22	1,000
N4NY-002B-9-M	n° 10	3.20	0.13	8.7	0.34	1.3	0.05	9.5	0.38	5.5	0.22	1,000
N4NY-003B-9-M	n° 10	4.5	0.19	9.6	0.38	1.3	0.05	9.5	0.38	5.5	0.22	1,000
N4NY-004B-9-M	n° 10	6.4	0.25	10.7	0.42	1.3	0.05	9.5	0.38	5.5	0.22	1,000
N4NY-005B-9-M	n° 10	7.9	0.31	11.2	0.44	1.3	0.05	9.5	0.38	5.5	0.22	1,000
N4NY-006B-9-M	n° 10	9.5	0.38	11.8	0.46	1.3	0.05	9.5	0.38	5.5	0.22	1,000
N4NY-007B-9-M	n° 10	11.1	0.44	12.7	0.50	1.3	0.05	9.5	0.38	5.5	0.22	1,000
N4NY-008B-9-M	n° 10	12.7	0.50	13.5	0.53	1.3	0.05	9.5	0.38	5.5	0.22	1,000
N6NY-004C-9-M	n° 10	6.4	0.25	11.2	0.44	1.5	0.06	12.7	0.50	5.5	0.22	1,000
N6NY-005C-9-M	n° 10	7.9	0.31	12.0	0.47	1.5	0.06	12.7	0.50	5.5	0.22	1,000
N6NY-006C-9-M	n° 10	9.5	0.38	12.7	0.50	1.5	0.06	12.7	0.50	5.5	0.22	1,000
N6NY-007C-9-M	n° 10	11.1	0.44	13.5	0.53	1.5	0.06	12.7	0.50	5.5	0.22	1,000
N6NY-008C-9-M	n° 10	12.7	0.50	14.1	0.55	1.5	0.06	12.7	0.50	5.5	0.22	1,000
N6NY-009-9-M	n° 10	14.3	0.56	15.3	0.60	1.5	0.06	12.7	0.50	5.5	0.22	1,000
N6NY-010-9-M	n° 10	15.9	0.63	15.9	0.63	1.5	0.06	12.7	0.50	5.5	0.22	1,000
N6NY-011-9-M	n° 10	17.5	0.69	16.9	0.67	1.5	0.06	12.7	0.50	5.5	0.22	1,000
N6NY-012-9-M	n° 10	19.1	0.75	17.8	0.70	1.5	0.06	12.7	0.50	5.5	0.22	1,000
N6NY-013-9-M	n° 10	20.6	0.81	19.4	0.77	1.5	0.06	12.7	0.50	5.5	0.22	1,000
N6NY-014-9-M	n° 10	22.2	0.88	20.2	0.80	1.5	0.06	12.7	0.50	5.5	0.22	1,000
N6NY-016-9-M	n° 10	25.4	1.00	21.0	0.83	1.5	0.06	12.7	0.50	5.5	0.22	1,000
N6NY-018-9-D	n° 10	28.6	1.13	23.9	0.94	1.5	0.06	12.7	0.50	5.5	0.22	1,000
N6NY-019-9-D	n° 10	30.2	1.19	24.5	0.96	1.5	0.06	12.7	0.50	5.5	0.22	1,000
N6NY-020-9-D	n° 10	31.8	1.25	24.9	0.98	1.5	0.06	12.7	0.50	5.5	0.22	1,000
N6NY-022-9-D	n° 10	34.9	1.38	26.5	1.05	1.5	0.06	12.7	0.50	5.5	0.22	1,000
N6NY-024-9-D	n° 10	38.1	1.50	28.3	1.11	1.5	0.06	12.7	0.50	5.5	0.22	1,000

Diagrams



Cable clamps and clips

Mechanical-Locking routing clamps



Characteristics

- Clamp acts as a retainer during wire routing, and as a permanent clamp when desired
- Clip for blind hole, quick assembly
- For mass production or temporary use during wiring installation
- The ends of the clip are rounded, making it easier to open and close
- For use in 6.35 mm (0.25 in) mounting holes for panels up to 1/8 in (3.2 mm) thick

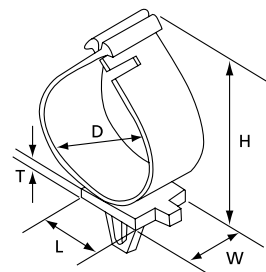
Technical information

- Material: polyamide 6.6
- Temperature range: -40°C to +85°C (-40°F to +185°F)
- Colour: Natural
- Mounting method: Clip in
- Flammability rating: UL 94 V-2
- Halogen free, silicone free

Mechanical-Locking routing clamps

Cat. n°.	Dimensions										Std. pkg. [pcs]
	H		W		L		D		T		
	[mm]	[in.]	[mm]	[in.]	[mm]	[in.]	[mm]	[in.]	[mm]	[in.]	
TC88	22.6	0.89	12.7	0.5	19.1	0.75	12.7	0.5	2.5	0.10	100
TC95	40.5	1.59	12.7	0.5	19.1	0.75	25.4	1	2.5	0.10	100

Diagram



Cable clamps and clips

Ty-Rap saddle mounting plate



Characteristics

- The saddle-type mounting bases allow 3 possible cable mounting:
 - the cables can be attached to a flat surface on which the base is screwed
 - the cable bundles can be mounted in parallel
 - the cable bundles can be mounted crosswise

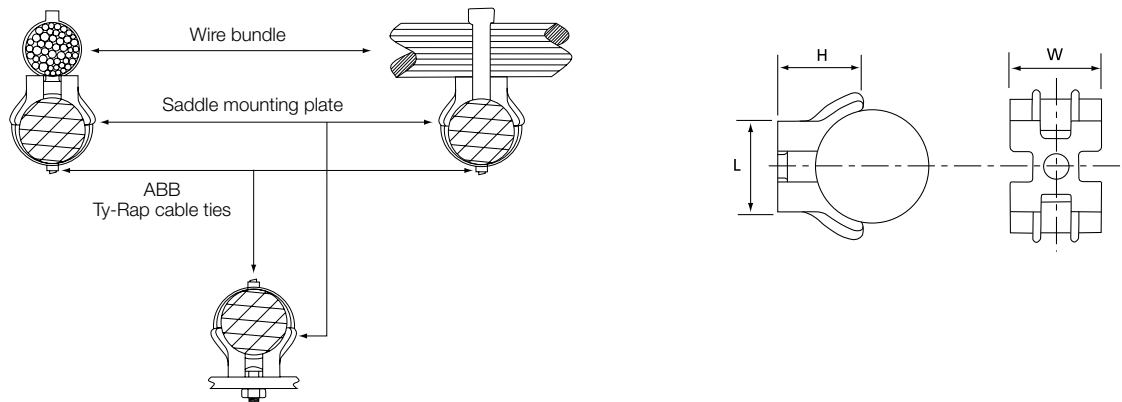
Technical information

- Material: polyamide 6.6
- Temperature range: -40°C to +85°C (-40°F to +185°F)
- Colour: Natural
- Mounting method: Screw #6
- Flammability rating: UL 94 V-2
- Halogen free, silicone free

Ty-Rap saddle mounting plate

Cat. n°	Wire bundle dia.		Height		Length		Width		Mounting hole diameter		For tie width up to		Std. pkg. [pcs]
	[mm]	[in.]	[mm]	[in.]	[mm]	[in.]	[mm]	[in.]	[mm]	[in.]	[mm]	[in.]	
TC92	13 - 32	0.50 - 1.25	14.3	0.56	15.9	0.63	15.1	0.60	4	0.16	4.8	0.19	100

Diagrams



Cable clamps and clips

Wire-bundle retainers



Characteristics

- Holding clips with rubberised fabric tape
- The built-in springs hold the cable bundle safely in the desired position
- The upper clip end is rounded for easy addition of cables
- Strong fixing due to two mounting holes, aligned along the axis of the cable bundle
- Wires are inserted by snapping them through spring-loaded clips

Technical information

- Material – Body: Polyamide 6.6
- Material – Elastic: Rayon & natural rubber
- Material – Spring: Steel
- Temperature range: -40°C to +85°C (-40°F to +185°F)
- Colour: Natural
- Mounting method: 2 screws #6
- Flammability rating: UL 94 V-2 (body)
- Halogen free

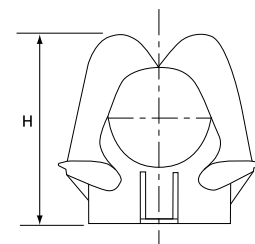
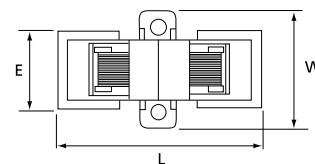
Wire-bundle retainers

Cat. n°.	Max. wire bundle dia.		Dimensions				Mounting hole diameter		Std. pkg. [pcs]				
	[mm]	[in.]	H [mm]	L [mm]	W [mm]	E [mm]	[mm]	[in.]					
TC86	19	0,75	46	1,81	44,5	1,75	31,8	1,25	22,2	0,87	3,9	0,15	25
TC87	32	1,26	58	2,28	62,7	2,47	38,1	1,5	25,4	1	3,9	0,15	25

Application



Diagrams



Cable clamps and clips

Harness-board nails



Characteristics

- For wire harness board manufacturing

- Material: Hardened, nickel-plated, steel

Technical information

Harness-board nails

Cat. n°	[mm]	A		B		C		Std. pkg. [pcs]
		[in.]	[mm]	[in.]	[mm]	[in.]	[mm]	
HBP-1	25.4	1.0	15.9	0.63	1.8	0.72	25	
HBP112	38.1	1.5	15.9	0.63	2.1	0.82	25	
HBP2	50.8	2.0	15.9	0.63	2.3	0.92	25	
HBP212	63.5	2.5	15.9	0.63	2.7	0.11	25	
HBP3	76.2	3.0	15.9	0.63	3.1	0.12	25	

Diagram

