

Series Spec Sheet

GIMBAL

LED GIMBAL DOWNLIGHT

Small aperture directional 3" and 4" downlight

The LED Gimbal Downlight combines a sleek and versatile design with easy installation. The interchangeable trims, offered in a variety of shapes, sizes and finishes, make this recessed fixture the perfect solution for both new construction and retrofit applications. It is possible to create up to 42 different module-trim combinations!

FEATURES AND SPECIFICATIONS

• Construction

Physical Characteristics

- Trim finish White, Brushed nickel and Black
- Module finish White and Brushed nickel
- Round and Square trim options
- Trim size 3" and 4" diameter
- 24° tilt and 360° module rotation to light any direction
- FT4 cable rating

Mounting

- Twist and lock trim and module installation
- Torsion spring mounting clips
- LED module with LED driver easily installs with included quick connect wire
- Cutting hole Ø 2 3/4" - 4 1/4" (70 - 108 mm)

• Performance data

- Phase cut (ELV / Triac) dimming standard
- 3 000 - 2 200, 3 000 and 4 000 K
- Operating temperature: -20 °C to 45 °C (-4 °F to 113 °F)
- 80+ and 90+ CRI
- Estimated life of over 50 000 hours to L70

• Compliances

- cETLus for damp locations
- Energy Star
- Meets requirements of ICES-005 issue 5 class B for use in residential applications
- IC rated for direct contact with insulation
- Airtight as per ASTM E283 standard



OVERVIEW

Light source	LED
Watts (W)	7
Lumen output (lm)	470 - 620
Efficiency (lm/W)	67 - 89
Color temperature (K)	3 000 - 2 200, 3 000, 4 000
CRI	80, 90



quick
ship



LED
fixture



airtight



dimmable



warm¹
dim



damp
location



IC
rated



ICES
005



¹ Only for 65981 and 65982.

QUICK SHIP AND TECHNICAL SPECIFICATION TABLE  ¹

Order code	Part number	Watts (W)	Volts (VAC)	Color temp. (K) ²	Lumen output (lm) ³	Efficiency (lm/W)	CRI	Life L70 (hrs) ⁴	Tested hours LM-80 (hrs) ⁴	Beam angle (°)	Cable rating	Finish	Power factor	THD (%)	Traditional equivalent (W)	Case qty (master)
Warm Dim Modules																
65981	LED/DL/GIMBAL/MOD/7W/30-22K/WH/STD	7	120	3 000-2 200	470	67	90	30 000	7 000	40	FT4	White	>0.9	<40	50	18
65982	LED/DL/GIMBAL/MOD/7W/30-22K/BN/STD	7	120	3 000-2 200	470	67	90	30 000	7 000	40	FT4	Brushed Nickel	>0.9	<40	50	18
Modules																
65420	LED/DL/GIMBAL/MOD/7W/30K/WH/STD	7	120	3 000	600	86	80	36 000	7 000	40	FT4	White	>0.9	<40	50	18
65422	LED/DL/GIMBAL/MOD/7W/30K/BN/STD	7	120	3 000	600	86	80	36 000	7 000	40	FT4	Brushed Nickel	>0.9	<40	50	18
65421	LED/DL/GIMBAL/MOD/7W/40K/WH/STD	7	120	4 000	620	89	80	36 000	7 000	40	FT4	White	>0.9	<40	50	18
65423	LED/DL/GIMBAL/MOD/7W/40K/BN/STD	7	120	4 000	620	89	80	36 000	7 000	40	FT4	Brushed Nickel	>0.9	<40	50	18

¹ **QUICK SHIP:** Product availability is subject to change without notice. Please contact your Stanpro customer service representative to confirm inventory levels at time of order.


² Typical color temperature range: +/- 5 %.

³ Lumen values are derived from photometric testing. Initial lumens range: +/- 10 %.

⁴ Life hours are derived from IESNA LM-80-08 testing report and projected per IESNA TM-21-11 extrapolations.

QUICK SHIP AND TECHNICAL SPECIFICATION TABLE TRIMS  ¹

Order code	Part number	Finish	Type	Case qty (master)
3" Round				
65432	LED/DL/GIMBAL/3IN/TRIM/RND/FLAT/WH/STD	White	Flat	96
65433	LED/DL/GIMBAL/3IN/TRIM/RND/FLAT/BN/STD	Brushed nickel	Flat	96
66230	LED/DL/GIMBAL/3IN/TRIM/RND/FLAT/BK/STD	Black	Flat	96
65450	LED/DL/GIMBAL/3IN/TRIM/RND/CURVED/WH/STD	White	Curved	96
65451	LED/DL/GIMBAL/3IN/TRIM/RND/CURVED/BN/STD	Brushed Nickel	Curved	96
3" Square				
65434	LED/DL/GIMBAL/3IN/TRIM/SQR/FLAT/WH/STD	White	Flat	96
65435	LED/DL/GIMBAL/3IN/TRIM/SQR/FLAT/BN/STD	Brushed Nickel	Flat	96
66231	LED/DL/GIMBAL/3IN/TRIM/SQR/FLAT/BK/STD	Black	Flat	96
4" Round				
65436	LED/DL/GIMBAL/4IN/TRIM/RND/FLAT/WH/STD	White	Flat	96
65437	LED/DL/GIMBAL/4IN/TRIM/RND/FLAT/BN/STD	Brushed Nickel	Flat	96
66232	LED/DL/GIMBAL/4IN/TRIM/RND/FLAT/BK/STD	Black	Flat	96
4" Square				
65438	LED/DL/GIMBAL/4IN/TRIM/SQR/FLAT/WH/STD	White	Flat	96
65439	LED/DL/GIMBAL/4IN/TRIM/SQR/FLAT/BN/STD	Brushed Nickel	Flat	96
66233	LED/DL/GIMBAL/4IN/TRIM/SQR/FLAT/BK/STD	Black	Flat	96




¹ **QUICK SHIP:** Product availability is subject to change without notice. Please contact your Stanpro customer service representative to confirm inventory levels at time of order.

Data is based upon tests performed in a controlled environment. Actual performance can vary depending on operating conditions. All products are subject to change or may be discontinued any time without notice.

ACCESSORIES (order separately)

Order code	Part number	Type	Opening diameter (po)	Case qty (master)
66020	ACC/MPLATE/2.75IN/SQR/STD	Square and mounting plate	2 3/4	94
66021	ACC/MPLATE/2.75IN/ADJ/STD	Adjustable plate	2 3/4	24
66819	ACC/MPLATE/2.75IN/HANG.BARS/STD	Mounting plate with hanger bars	2 3/4	25
64264	LPDL/ACC/6FT/EXTCABLE/STD	6' extension cord	-	96
66142	ACC/3/VAPOR BARRIER/STD	Vapor barrier extender	3 5/8	50



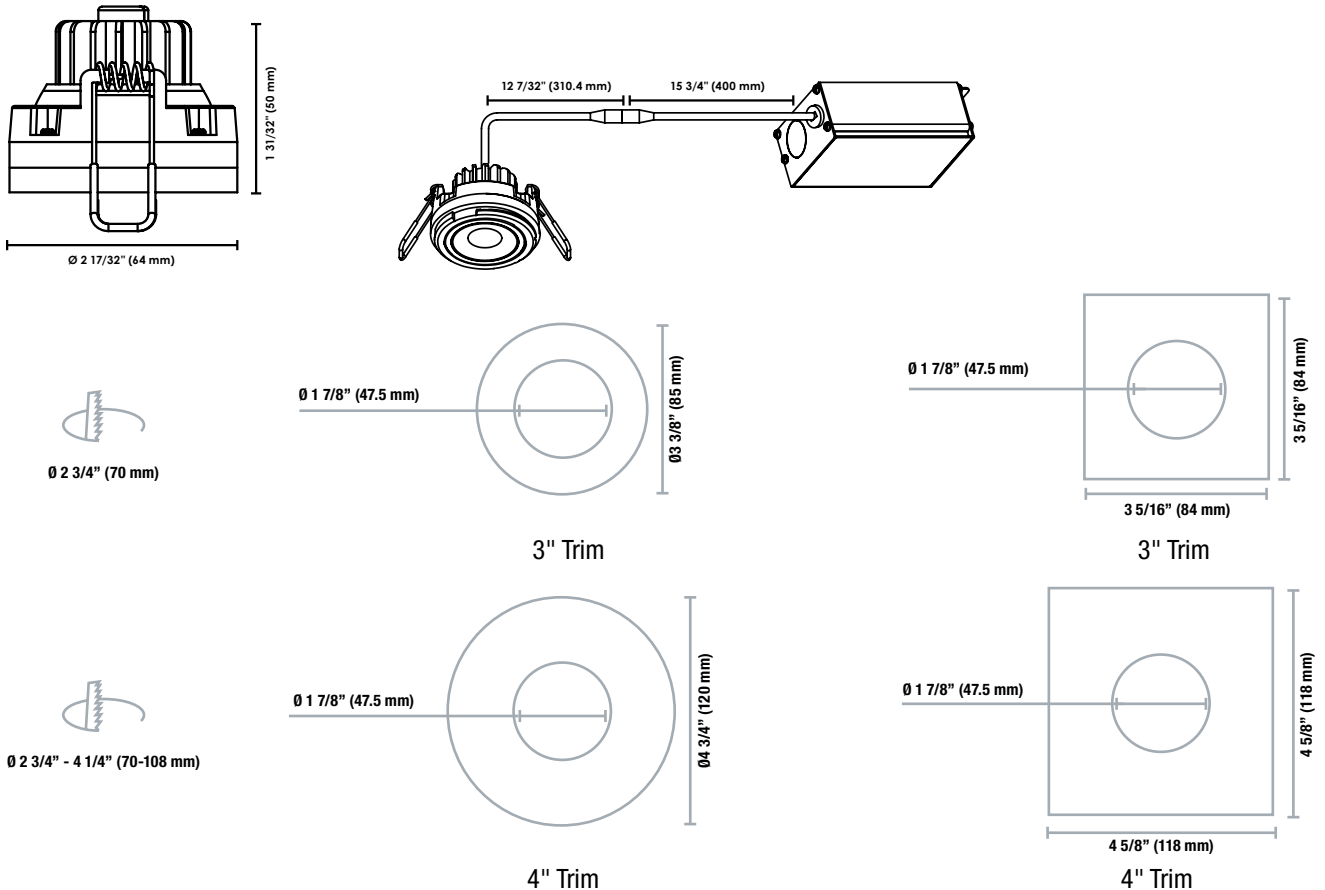
COMPATIBLE DIMMERS¹

Brand	Product type & dimmer model number	
	Module	Warm Dim Modules
Legrand		HCL453P
Cooper	AAL06	AAL06, DAL06P, SLC03P
Leviton	6615, 6674, DSL06-1LZ, IPE04-1LZ, IPL06	6615, 6674, DSL06-1LZ, IPE04-1LZ, IPL06
Lutron	AYCL-253P, CTCL-153P, DVCL-153P, DVCL-253P, DVCLV-300P, SELV-300P	AYCL-253P, CTCL-153P, DVCL-153P, DVCL-253P, DVCLV-300P, NTELV-600, PD-06WCL, SELV-300P

Dimming range : 10%-100%

¹ This table shows dimmers that have been tested and have demonstrated proper operation under normal conditions. Each installation being unique, various factors such as load, common neutrals or other electrical products on the circuit can, in certain instances, cause variance in system performance. Read and comply to the dimmer installation instructions. Consult dimming system manufacturer for additional support in operation. Some dimmers may require more than one product for stable operation. Stanpro recommends to use dimmers designed to work with LED products. Older dimmers designed for incandescent products may cause erratic operation.

DIMENSIONS

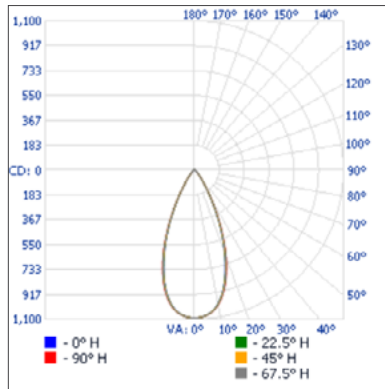


Data is based upon tests performed in a controlled environment. Actual performance can vary depending on operating conditions. All products are subject to change or may be discontinued any time without notice.

PHOTOMETRIC DATA¹

65981 • LED/DL/GIMBAL/MOD/7W/30-22K/WH/STD • 473.1 lm

Polar candela distribution



Zonal lumen summary

Zone	Lumens	% Fixture
0-30	371.8	78.6%
0-40	423.9	89.6%
0-60	459.7	97.2%
60-90	12.9	2.7%
70-100	4.8	1%
90-120	0.1	0%
0-90	472.6	99.9%
90-180	0.5	0.1%
0-180	473.1	100%

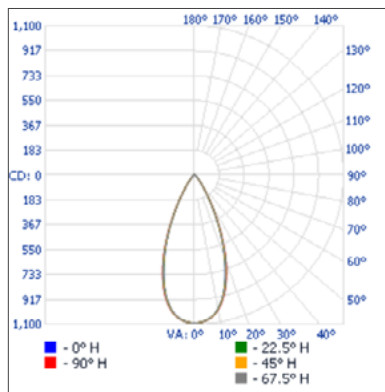
Illuminance at a distance

	Center beam fc	Beam width
17'	2.85 fc	13.2' 13.1'
34'	0.71 fc	26.5' 26.2'
51'	0.32 fc	39.7' 39.3'
68'	0.18 fc	53.0' 52.5'
85'	0.11 fc	66.2' 65.6'
102'	0.08 fc	79.5' 78.7'

■ Vert. spread: 42.6°
■ Horiz. spread: 42.2°

65423 • LED/DL/GIMBAL/MOD/7W/40K/BN/STD • 701.2 lm

Polar candela distribution



Zonal lumen summary

Zone	Lumens	% Fixture
0-30	539.0	76.9%
0-40	625.0	89.1%
0-60	681.7	97.2%
60-90	18.4	2.6%
70-100	6.3	0.9%
90-120	0.0	0%
0-90	700.1	99.8%
90-180	1.1	0.2%
0-180	701.2	100%

Illuminance at a distance

	Center beam fc	Beam width
17'	3.77 fc	14.1' 14.4'
34'	0.94 fc	28.2' 28.8'
51'	0.42 fc	42.3' 43.2'
68'	0.24 fc	56.4' 57.6'
85'	0.15 fc	70.5' 72.0'
102'	0.10 fc	84.6' 86.4'

■ Vert. spread: 45.0°
■ Horiz. spread: 45.9°

¹ Complete IES files available on our website.

Data is based upon tests performed in a controlled environment. Actual performance can vary depending on operating conditions. All products are subject to change or may be discontinued any time without notice.