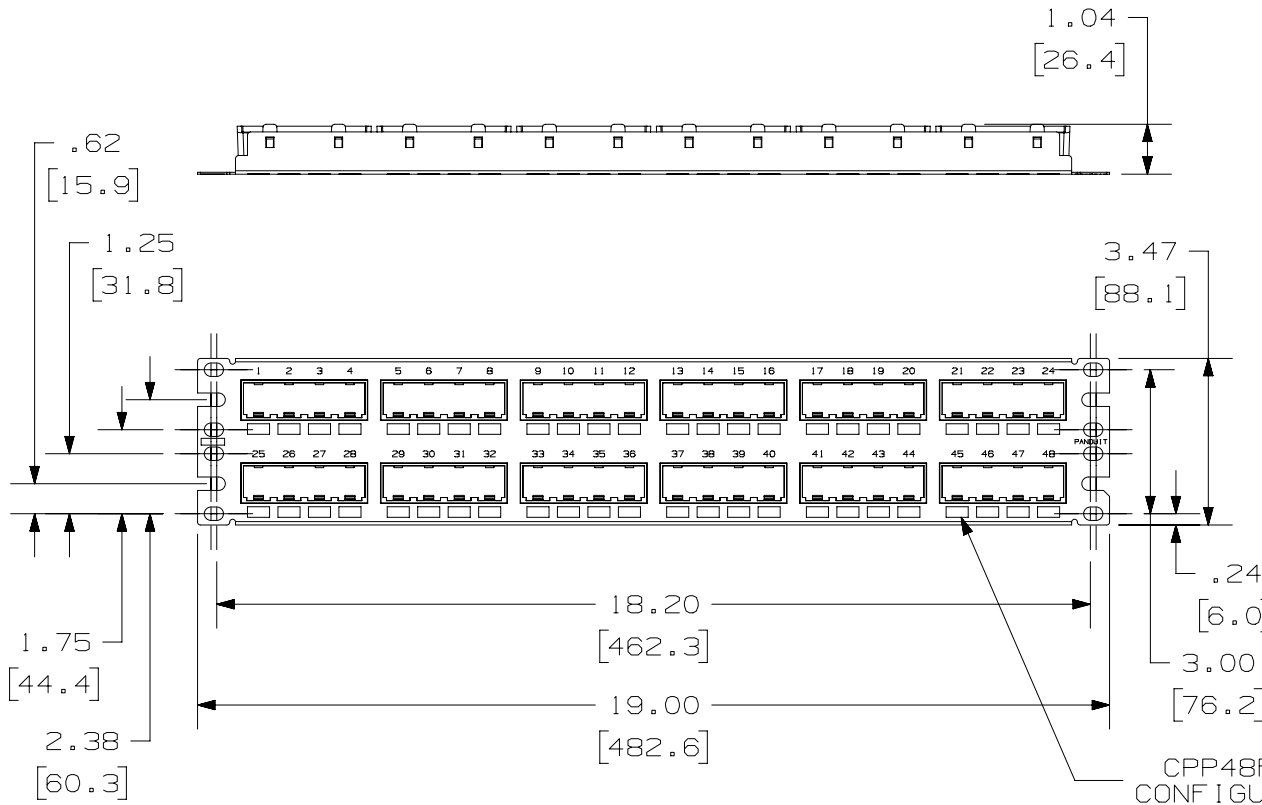


THIS COPY IS PROVIDED ON A RESTRICTED BASIS AND IS NOT TO BE USED IN ANY WAY DETRIMENTAL TO THE INTERESTS OF PANDUIT CORP.

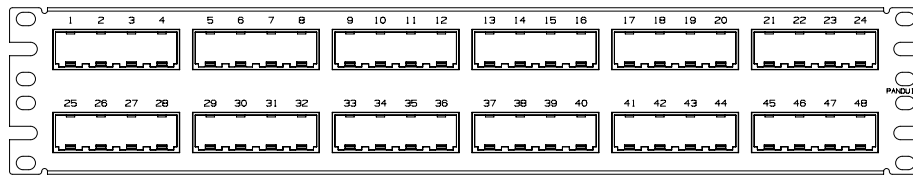
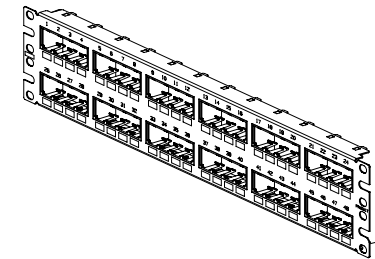
PANDUIT P/N	WEIGHT
CPP48FMWBLY CPP48FMWWH	11.2 LB/10 PCS (5087.2 g/10 PCS)

NOTES:

- SEE CURRENT CATALOG FOR VARIOUS APPLICATIONS WITH THIS WIRING SYSTEM.
- THE FLUSH MOUNT PATCH PANEL IS DESIGNED FOR MOUNTING TO 19" UNIVERSAL RACKS.
- PACKAGE CONTENTS:
 (1) -48 PORT STAMPING
 (6) -8 POSITION FACEPLATE (ASSEMBLED TO PANEL)
 (1) -SCREW KIT (INCLUDES FOUR #12-24 SCREWS)
- DIMENSIONS IN [] ARE IN METRIC.
- CPP48FMWBLY FABRICATED PARTS ARE BLACK.
 CPP48FMWWH FABRICATED PARTS ARE WHITE.



CPP48FMWBLY CONFIGURATION



CPP48FMWWH CONFIGURATION
NOTE: NO RECTANGULAR BOXES

PART NUMBER CPP48FMWBLY/CPP48FMWWH	
TITLE MINI-COM 48 PORT FLUSH MOUNT MODULAR PATCH PANEL	
CUSTOMER DRAWING	
ITEM REVISION NAME M02479CV/05	PANDUIT
DATASET FILE NAME M02479CV_DC/05A	
UNLESS OTHERWISE SPECIFIED, DIMENSIONAL TOLERANCES ARE: IN [mm]	
.X ± .XX ± .03 [.8]	.XXX ± .010 [.3] ANGLES ±
THIRD ANGLE PROJECTION	
DRAWING NUMBER: 02479-075	
DRAWN BY JSP	DATE 3-11-06
CHK MJD	SCALE NONE
SHT 1 OF 1	
SIZE A	

REV	DATE	BY	CHK	APR	DESCRIPTION	ECN
05A	3-16-22	BJN	MDJR	MMR	UPDATED CAD MODEL TO REV 05 REVISED & REDRAWN PREVIOUS REVISIONS REMVD FOR CLARITY	M09000QJ

D10100DA/14