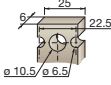
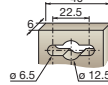
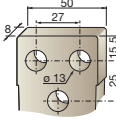
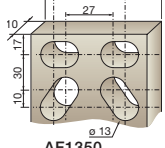
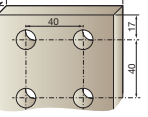
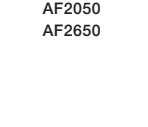

















# AF400 ... AF2650 3-pole contactors

## Technical data

### Connecting characteristics

Contactor types	AC / DC operated	AF400	AF460	AF580	AF750	AF1250	AF1350	AF1650	AF2050	AF2650
Main terminals Flat type										
<b>Connection capacity (min. ... max.)</b>										
<b>Main conductors (poles)</b>										
	Cu cable - Stranded	2 x	240 mm <sup>2</sup>							
	Clamp type		1SDA013922R1							
	Tightening torque		35 Nm							
	Cu cable - Stranded	3 x	–	185 mm <sup>2</sup>						
	Clamp type		–	1SDA013956R1						
	Tightening torque		35 Nm	45 Nm						
	Al cable - Stranded	2 x	240 mm <sup>2</sup>							
	Clamp type		1SDA013922R1							
	Tightening torque		35 Nm							
		3 x	–	185 mm <sup>2</sup>						
	Clamp type		–	1SDA013956R1						
	Tightening torque		35 Nm	45 Nm						
	Lugs	W ≤	47 mm	50 mm			100 mm			
		Ø >	10 mm	12 mm						
	Tightening torque		35 Nm / 310 lb.in	45 Nm / 398 lb.in						
Connection capacity acc. to UL / CSA										
		2 x	250-500 MCM alt. 2/0 AWG-400 MCM	–		2// 3 x 0.25 in bars, use LW1250	4/0 AWG - 500 MCM		4//4 x 0.25 in bars	
	Clamp type		K6TH alt. ATK580	–			K7TK	K7TK		
	Tightening torque		275 lb.in	–			375 lb.in		–	
Connection capacity acc. to UL / CSA										
		3 x	2/0 AWG-400 MCM	2/0 AWG-500 MCM			1/0-750 MCM		–	
	Clamp type		K6TJ	ATK750/3			K8TL, K8TM, ATK1650/4	K8TL, K8TM, ATK1650/4, ATK1650/6		
	Tightening torque		275 lb.in	375 lb.in			500 lb.in		–	
<b>Auxiliary conductors (coil terminals)</b>										
	Solid / stranded	1 x	1...4 mm <sup>2</sup>							
		2 x	1...4 mm <sup>2</sup>							
	Flexible	1 x	0.75...2.5 mm <sup>2</sup>							
		2 x	0.75...2.5 mm <sup>2</sup>							
	Flexible with non insulated ferrule	1 x	0.75...2.5 mm <sup>2</sup>							
		2 x	0.75...2.5 mm <sup>2</sup>							
	Flexible with insulated ferrule	1 x	0.75...2.5 mm <sup>2</sup>							
		2 x	0.75...2.5 mm <sup>2</sup>							
	Lugs	L ≤	8 mm							
		I >	3.7 mm							
Connection capacity acc. to UL / CSA										
		1 or 2 x	AWG 18...14							
	Tightening torque	Recommended	1.00 Nm / 9 lb.in							
		Max.	1.20 Nm							
<b>Degree of protection</b>										
acc. to IEC 60947-1 / EN 60947-1 and IEC 60529 / EN 60529										
Main terminals										
Coil terminals										
<b>Screw terminals</b>										
Main terminals										
Coil terminals (delivered in open position)										
Screwdriver type										
Flat Ø 5.5 mm / Pozidriv 2										