

# RMSM PAR18/MR16 MINI REMOTE

PLASTIC CONSTRUCTION

SINGLE, DOUBLE, TRIPLE, OR QUAD

6 V, 12 V & 24 V LAMPS

LED, QUARTZ & TUNGSTEN



The RMSM series of commercial thermoplastic PAR18/MR16 remotes provides the perfect balance of value and performance. The heads are fully adjustable and both tilt and swivel are lockable. The standard canopy is designed to mount directly to typical electrical junction boxes. Available in 6 V, 12 V and 24 V models, utilizing either LED, tungsten or quartz halogen lamps.

## FEATURES & SPECIFICATIONS






- UV stabilized, high impact thermoplastic, composite head construction
- Fully adjustable - both tilt and swivel
- 5" diameter thermoplastic canopy standard
- Two surface canopy mounting holes designed to match standard electrical junction boxes
- White color is standard, black is optional
- Variety of lamp options:
  - 6 V DC, 12 V DC or 24 V DC
  - Tungsten lamps
  - Quartz halogen lamps
  - LED lamps
- AimLite's LED current technology ensures the lumens output remains constant throughout the battery's discharge whether at 6 V, 12 V, or 24 V applications.

### NUCLEUS

- This unit can be connected to Nucleus's smart battery unit. Please view the Nucleus brochure for more details on this technology.

### APPROVALS

- CSA Certified to C22.2 #141-15
- Meets requirements of ICES-005

OVERVIEW			
<b>LIGHT SOURCE</b>	LED OR INCANDESCENT	<b>DC VOLTAGE (V DC)</b>	6, 12, 24
 NUCLEUS COMPATIBLE	 QUICKSHIP	 LED	 ICES 005 

For complete warranty details, please see our terms and conditions on our website.

Data is based upon tests performed in a controlled environment. Actual performance can vary depending on operating conditions. All products are subject to change or may be discontinued any time without notice.

## QUICK SHIP ORDERING GUIDE



PART NO	DC VOLTS (V DC)	NBR OF HEADS	HEAD	LAMP (W)	LIGHT SOURCE	COLOR
RMSM1-06V2WLJWHT	6	1	RMSM	2	LED	WHITE
RMSM1-12V2WLJWHT	12	1	RMSM	2	LED	WHITE
RMSM1-06-12V3WLJ	6-12	1	RMSM	3	LED	WHITE
RMSM1-06-12V4WLJ	6-12	1	RMSM	4	LED	WHITE
RMSM1-06V09WT	6	1	RMSM	9	TUNGSTEN	WHITE
RMSM1-12V09WT	12	1	RMSM	9	TUNGSTEN	WHITE
RMSM1-12V12WQ	12	1	RMSM	12	QUARTZ	WHITE
RMSM1-24V09WT	24	1	RMSM	9	TUNGSTEN	WHITE
RMSM1-24V12WQ	24	1	RMSM	12	QUARTZ	WHITE
RMSM2-06V2WLJWHT	6	2	RMSM	2	LED	WHITE
RMSM2-12V2WLJWHT	12	2	RMSM	2	LED	WHITE
RMSM2-06-12V3WLJ	6-12	2	RMSM	3	LED	WHITE
RMSM2-06-12V4WLJ	6-12	2	RMSM	4	LED	WHITE
RMSM2-06V09WT	6	2	RMSM	9	TUNGSTEN	WHITE
RMSM2-12V09WT	12	2	RMSM	9	TUNGSTEN	WHITE
RMSM2-12V12WQ	12	2	RMSM	12	QUARTZ	WHITE
RMSM2-24V09WT	24	2	RMSM	9	TUNGSTEN	WHITE
RMSM2-24V12WQ	24	2	RMSM	12	QUARTZ	WHITE

QUICK SHIP: Product availability is subject to change without notice. Please contact your AimLite customer service representative to confirm inventory levels at time of order.

## ORDERING GUIDE - LED

RMSM [ ] - [ ] [ ] [ ] / [ ]

SERIES	NBR OF HEADS	VOLTS (V DC OPERATIONAL)	WATTAGE (W)	LAMP TYPE	COLOR	OPTIONS	
RMSM	1 - SINGLE HEAD	06-12 V - 6 TO 12	3W - 3	LJ - LED	WHT - WHITE (STANDARD) BLK - BLACK	LCP, VDR, WGD	
	2 - DOUBLE HEAD		4W - 4				
	3 - TRIPLE HEAD		5W - 5				
	4 - QUAD HEAD (REQUIRE 12" DIA. CANOPY)	12-24 V - 12 TO 24	6W - 6	LA - LED			
			7W - 7				
		24 V - 24	4W - 4	LR - LED			
	1 - SINGLE HEAD	NUC - NUCLEUS DRIVER	4W - 4	LA - LED			
	2 - DOUBLE HEAD	NUC - NUCLEUS DRIVER	2.5W - 2.5	LJ - LED			
4W - 4							

## ORDERING GUIDE - INCANDESCENT

RMSM [ ] - [ ] [ ] [ ] / [ ]

SERIES	NBR OF HEADS	VOLTS (V DC)	LAMP	COLOR	OPTIONS
RMSM	1 - SINGLE HEAD	06V - 6	SEE LAMP SELECTION CHART BELOW	WHT - WHITE (STANDARD) BLK - BLACK	LCP - LESS CANOPY WGD - WIREGUARD (ORDER SEPARATELY)
	2 - DOUBLE HEAD	12V - 12			
	3 - TRIPLE HEAD	24V - 24			
	4 - QUAD HEAD (REQUIRE 9.53" DIA. CANOPY)				

## LAMP SELECTION - INCANDESCENT

PAR18 • SMALL HEAD	6 V	12 V	24 V
QUARTZ HALOGEN		10WQ, 12WQ	12WQ
TUNGSTEN	Q9WT	9WT	9WT, 18WT

## WIREGUARD<sup>1</sup>

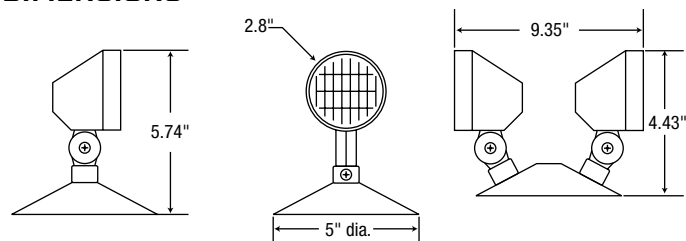
	PART NUMBER	DIMENSIONS (IN)
1 HEAD	WGD550	8.5 X 6 X 7
2 HEADS	WGD630	12 X 9 X 9

<sup>1</sup> Please contact AimLite customer service representative for more information

## PHOTOMETRY PERFORMANCE

LED	LUMEN OUTPUT [LM]	LM/W	CCT	BEAM ANGLE [°]
2W LJ	216	63	5 000	20
3W LJ	313	104	5 000	20
4W LJ	429	107	5 000	28
5W LJ	591	118	5 000	28
4W LR	320	80	5 000	24
5W LA	438	87	5 000	24
6W LA	505	84	5 000	24
7W LA	631	90	5 000	24

## DIMENSIONS



## LED

## QUARTZ TUNGSTEN

