

SFEX/SFECM | THE FURNACE

MODULATING ELECTRIC FURNACES WITH ELECTRONIC CONTROLS



THE FURNACE



THE ALL-INCLUSIVE FURNACE

At last, Stelpro has designed an electric furnace that meets all your expectations. Our The furnace products are the only ones on the market that come equipped with a built-in temperature sensor, making installation much easier. You can say goodbye to undesirable variances in temperature thanks to their state-of-the-art electronic controls! Moreover, a new model, the SFEX, has been added to our product line. Powered by an ECM motor, it meets all performance requirements and provides additional energy savings. Simply choose the model that best suits your needs!

NEW ELECTRONIC BOARD PROGRAMMING

COMPATIBLE WITH HEAT PUMP INSTALLATIONS

BUILT-IN TEMPERATURE SENSOR

MAINTAINS MINIMUM HEATED AIR AT ALL TIMES

STATE-OF-THE-ART ELECTRONIC CONTROLS

ECO MODE FOR INCREASED SAVINGS

ECM MOTOR

GUARANTEES SAVINGS, CONSTANT AIRFLOW AND GREATER EFFICIENCY (SFECM MODEL)

1 HP MOTOR AVAILABLE

STARTING FROM 20 KW

PRE-DRILLED PANELS

SIMPLIFY INSTALLATION AND CONNECTION

FINISH

- powder coat (charcoal)

MANUFACTURING

- robust galvanized steel cabinet
- easy access to electronic board to adjust the various potentiometers
- 20 in. x 20 in. air filter opening (filter not included)
- circuits composed exclusively of reliable relays

ELEMENTS

- modulating elements for increased comfort and separately framed allowing for quick and easy replacement

MOTOR

- totally enclosed, permanently lubricated motor
- ECM – preset motor speed (SFEX model)
- ECM – variable motor speed (SFECM model)

CONTROL

- electronic board that compensates when heat pump is in defrost mode
- easy-to-use modes
- continuous ventilation button (low or high speed)
- continuous heating button (min or max)
- simplified connection system
- mechanical relays allowing for easy and low-cost maintenance

INSTALLATION

- three possible installation positions: upflow, downflow or horizontal
- installation directly against a wall ("zero inch" clearance)
- three conductor installation possible

WARRANTY

- five years

STELPRO

Stelpro reserves the right to modify descriptions, manufacturing specifications or prices without prior notice. No returns accepted on optional-color products. For all the latest models and prices, please refer to our website at www.stelpro.com.



FC_SFEX-SFECM_US_010520

TECHNICAL SPECIFICATIONS

PRODUCT	POWER AND VOLTAGE			AMPERAGE	MOTOR POWER	WEIGHT
CODE	KILOWATTS	BTU/H	VOLTS	AMPERES	HP	LB
SFEX SERIES						
SFEX1021	10/7.5	34 127/25 595	240/208	44/38	1/3	100
SFEX1521	15/11.2	51 191/38 222	240/208	65/56	1/3	100
SFEX1821	17.5/13.2	59 722/45 047	240/208	75/66	1/3	100
SFEX2021	20/15	68 254/51 191	240/208	85/74	1/3	100
SFEX2321	22.5/16.9	76 786/57 675	240/208	96/84	1/3	100
SFEX2721	27.5/20.7	93 849/70 643	240/208	119/104	3/4	115
SFEX3021	30/22.5	102 381/76 786	240/208	130/113	3/4	115
SFEX2021HP	20/15	68 254/51 191	240/208	88/77	3/4	115
SFEX2321HP	22.5/16.9	76 786/57 675	240/208	99/87	3/4	115
SFECM SERIES						
SFECM1021	10/7.5	34 127/25 595	240/208	44/38	1/2	100
SFECM1521	15/11.2	51 191/38 222	240/208	65/56	1/2	100
SFECM1821	17.5/13.2	59 722/45 047	240/208	75/66	1/2	100
SFECM2021	20/15	68 254/51 191	240/208	85/74	1/2	100
SFECM2321	22.5/16.9	76 786/57 675	240/208	96/84	1/2	100
SFECM2721	27.5/20.7	93 849/70 643	240/208	119/104	1	105
SFECM3021	30/22.5	102 381/76 786	240/208	130/113	1	105
SFECM20211HP	20/15	68 254/51 191	240/208	88/77	1	105
SFECM23211HP	22.5/16.9	76 786/57 675	240/208	99/87	1	105

See user guide for all technical specifications.

ACCESSORIES

PRODUCT	DESCRIPTION
FSB2	SFE furnace downflow adaptor
SCOND	neutral terminal for third conductor

SFECM SERIES

ECM MOTOR – ELECTRONICALLY COMMUTATED MOTOR COMFORT, EFFICIENCY, RELIABILITY AND SECURITY ARE AT THE HEART OF THE ECM

COMFORT

Comfort level can be increased if a variable speed motor is installed. This level cannot be reached with any other method. It also allows the user to select the low speed with the desired airflow in recirculation.

EFFICIENCY

Since it combines electronic circuits and a BLDC motor, it is the most efficient motor on the HVAC market. It can reach up to twice the capacity of a PSC motor.

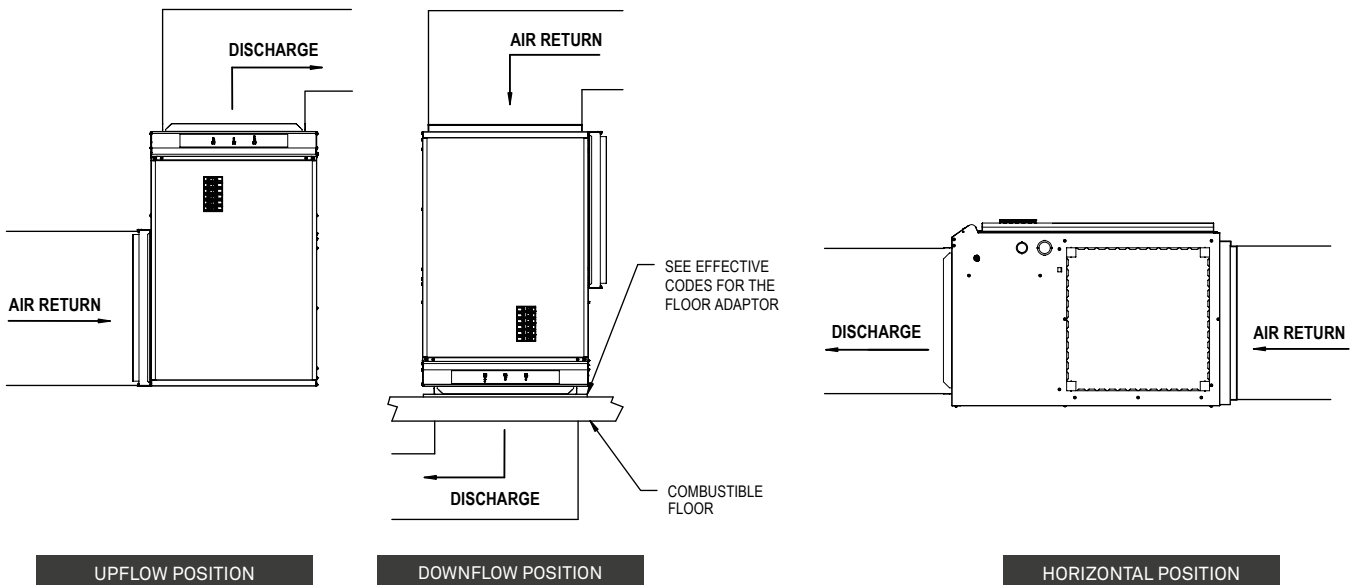
RELIABILITY

All its electronic circuits are protected against condensation. Thanks to its design and materials, such as silicone elastomer, it is one of the most reliable motors on the market.

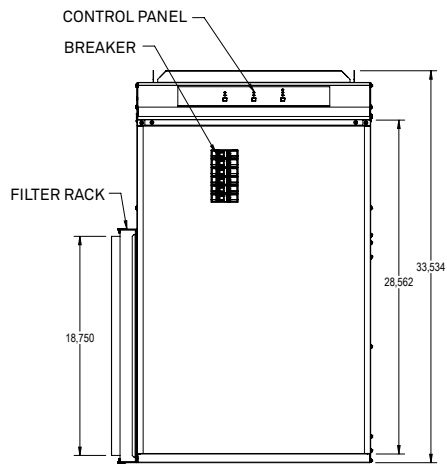
SECURITY

Its electronic system is protected by MOVs (metal oxide varistors) against lightning overvoltages.

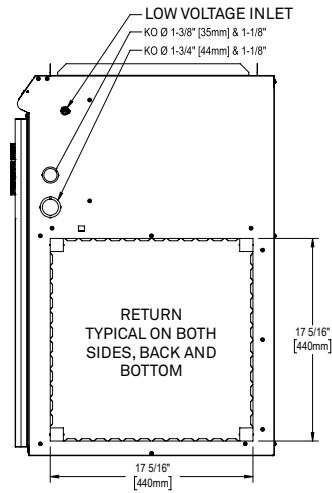
INSTALLATION



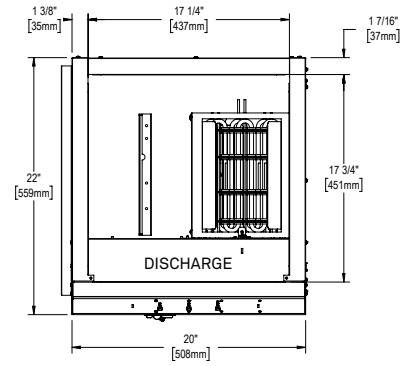
TECHNICAL DRAWINGS



FRONT



SIDE



TOP

