

°STELPRO

COMMERCIAL & INDUSTRIAL UNIT HEATER

SHU SERIES

OXFORD™
SERIES | SÉRIE

THE POWER OF DISPERSION

°STELPRO designs heaters for all circumstances. Take the SHU, the large volume heater that is distinguished by its appealing appearance, its manufacturing and its sturdy composition. It is usually installed in large garages, but it is not uncommon for it to be seen in warehouses or any other kind of commercial construction site requiring a generous volume of heat. The SHU works with great ease and has an incredible power scale from 2 kW to 60 kW. What could be better!



INSTANT HEAT

PERMANENTLY LUBRICATED MOTOR

WIDE RANGE OF POWER: 2 KW TO 60 KW

THERMALLY PROTECTED

WALL OR CEILING INSTALLATION

BRACKET INCLUDED

IDEAL FOR:

WAREHOUSE, FACTORY, INDOOR PARKING GARAGE, LARGE INDUSTRIAL AND COMMERCIAL AREAS

COLOUR

textured charcoal

FINISH

epoxy-polyester powdercoat

MANUFACTURING

- heavy-duty, 18-gauge steel cabinet
- adjustable louvers and protective screen
- thermal protection with automatic reset

MOTOR

permanently enclosed lubricated ball bearing motor for long-lasting operation

ELEMENT

nichrome element produces instant heat

CONTROL

connection of multiple units to the same thermostat is possible with a relay kit without transformer (optional) and an external transformer (not provided)

INSTALLATION

- wall or ceiling mounted with universal mounting bracket (included)
- minimum distance from adjacent walls: 6 in. (2 kW to 30 kW units), 12 in. (40 kW to 60 kW units)
- maximum mounting heights: 8 ft. (2 kW to 10 kW units), 10 ft. (15 kW to 30 kW units), 15 ft. (40 kW to 60 kW units)

ACCESSORIES

PRODUCT	DESCRIPTION
SHUT1	built-in single pole thermostat (capillary)
SHUT2	built-in double pole thermostat (capillary)
SHUFS*	fan switch
SHUDIS*	disconnect switch [80 A]
SHUC24RX*	relay kit without transformer 24 V
SHUFS-RCV	remote control circuit for ventilation mode 240 V

* Factory installed

TECHNICAL SPECIFICATIONS

WITHOUT CONTROL	BUILT-IN THERMOSTAT	240 V CONTROL	24 V CONTROL
-----------------	---------------------	---------------	--------------

CODE		CODE		CODE		CODE		VOLTS	KW	CFM
SHU0281CHAR		SHU0281TCHAR		SHU0281CCHAR		SHU0281C24CHAR		208	2	250
---		SHU0283CTCHAR*		SHU0283CCHAR*		SHU0283C24CHAR*		208	2	250
SHU0221CHAR		SHU0221TCHAR		SHU0221CCHAR		SHU0221C24CHAR		240	2	250
SHU0271CHAR		SHU0271TCHAR		SHU0271CCHAR		SHU0271C24CHAR		277	2	250
---		SHU0231CTCHAR		SHU0231CCHAR		SHU0231C24CHAR		347	2	250
---		SHU0251CTCHAR		SHU0251CCHAR		SHU0251C24CHAR		480	2	250
---		SHU0253CTCHAR*		SHU0253CCHAR*		SHU0253C24CHAR*		480	2	250
---		SHU0261CTCHAR		SHU0261CCHAR		SHU0261C24CHAR		600	2	250
---		SHU0263CTCHAR*		SHU0263CCHAR*		SHU0263C24CHAR*		600	2	250
SHU0381CHAR		SHU0381TCHAR		SHU0381CCHAR		SHU0381C24CHAR		208	3	250
---		SHU0383CTCHAR*		SHU0383CCHAR*		SHU0383C24CHAR*		208	3	250
SHU0321CHAR		SHU0321TCHAR		SHU0321CCHAR		SHU0321C24CHAR		240	3	250
SHU0371CHAR		SHU0371TCHAR		SHU0371CCHAR		SHU0371C24CHAR		277	3	250
---		SHU0331CTCHAR		SHU0331CCHAR		SHU0331C24CHAR		347	3	250
---		SHU0351CTCHAR		SHU0351CCHAR		SHU0351C24CHAR		480	3	250
---		SHU0353CTCHAR*		SHU0353CCHAR*		SHU0353C24CHAR*		480	3	250
---		SHU0361CTCHAR		SHU0361CCHAR		SHU0361C24CHAR		600	3	250
---		SHU0363CTCHAR*		SHU0363CCHAR*		SHU0363C24CHAR*		600	3	250
SHU0481CHAR		SHU0481TCHAR		SHU0481CCHAR		SHU0481C24CHAR		208	4	250
---		SHU0483CTCHAR*		SHU0483CCHAR*		SHU0483C24CHAR*		208	4	250
SHU0421CHAR		SHU0421TCHAR		SHU0421CCHAR		SHU0421C24CHAR		240	4	250
SHU0471CHAR		SHU0471TCHAR		SHU0471CCHAR		SHU0471C24CHAR		277	4	250
---		SHU0431CTCHAR		SHU0431CCHAR		SHU0431C24CHAR		347	4	250
---		SHU0451CTCHAR		SHU0451CCHAR		SHU0451C24CHAR		480	4	250
---		SHU0453CTCHAR*		SHU0453CCHAR*		SHU0453C24CHAR*		480	4	250
---		SHU0461CTCHAR		SHU0461CCHAR		SHU0461C24CHAR		600	4	250
---		SHU0463CTCHAR*		SHU0463CCHAR*		SHU0463C24CHAR*		600	4	250
---		SHU0581CTCHAR		SHU0581CCHAR		SHU0581C24CHAR		208	5	450
---		SHU0583CTCHAR*		SHU0583CCHAR*		SHU0583C24CHAR*		208	5	450
SHU0521CHAR		SHU0521TCHAR		SHU0521CCHAR		SHU0521C24CHAR		240	5	450
SHU0571CHAR		SHU0571TCHAR		SHU0571CCHAR		SHU0571C24CHAR		277	5	450
---		SHU0531CTCHAR		SHU0531CCHAR		SHU0531C24CHAR		347	5	450
---		SHU0551CTCHAR		SHU0551CCHAR		SHU0551C24CHAR		480	5	450
---		SHU0553CTCHAR*		SHU0553CCHAR*		SHU0553C24CHAR*		480	5	450
---		SHU0561CTCHAR		SHU0561CCHAR		SHU0561C24CHAR		600	5	450
---		SHU0563CTCHAR*		SHU0563CCHAR*		SHU0563C24CHAR*		600	5	450
---		SHU0781CTCHAR		SHU0781CCHAR		SHU0781C24CHAR		208	7.5	700
---		SHU0783CTCHAR*		SHU0783CCHAR*		SHU0783C24CHAR*		208	7.5	700
---		SHU0721CTCHAR		SHU0721CCHAR		SHU0721C24CHAR		240	7.5	700
---		SHU0771CTCHAR		SHU0771CCHAR		SHU0771C24CHAR		277	7.5	700
---		SHU0731CTCHAR		SHU0731CCHAR		SHU0731C24CHAR		347	7.5	700
---		SHU0751CTCHAR		SHU0751CCHAR		SHU0751C24CHAR		480	7.5	700
---		SHU0753CTCHAR*		SHU0753CCHAR*		SHU0753C24CHAR*		480	7.5	700
---		SHU0761CTCHAR		SHU0761CCHAR		SHU0761C24CHAR		600	7.5	700
---		SHU0763CTCHAR*		SHU0763CCHAR*		SHU0763C24CHAR*		600	7.5	700
---		SHU1081CTCHAR		SHU1081CCHAR		SHU1081C24CHAR		208	10	700
---		SHU1083CTCHAR*		SHU1083CCHAR*		SHU1083C24CHAR*		208	10	700
---		SHU1021CTCHAR		SHU1021CCHAR		SHU1021C24CHAR		240	10	700
---		SHU1071CTCHAR		SHU1071CCHAR		SHU1071C24CHAR		277	10	700
---		SHU1031CTCHAR		SHU1031CCHAR		SHU1031C24CHAR		347	10	700
---		SHU1051CTCHAR		SHU1051CCHAR		SHU1051C24CHAR		480	10	700
---		SHU1053CTCHAR*		SHU1053CCHAR*		SHU1053C24CHAR*		480	10	700
---		SHU1061CTCHAR		SHU1061CCHAR		SHU1061C24CHAR		600	10	700
---		SHU1063CTCHAR*		SHU1063CCHAR*		SHU1063C24CHAR*		600	10	700

* Three-phase unit that can be field-converted to a single phase unit
 * Three-phase unit
 --- not available

TECHNICAL SPECIFICATIONS

BUILT-IN THERMOSTAT

240 V CONTROL

24 V CONTROL

CODE		CODE		CODE		VOLTS	KW	CFM
SHU1581CTCHAR		SHU1581CCHAR		SHU1581C24CHAR		208	15	1300
SHU1583CTCHAR*		SHU1583CCHAR*		SHU1583C24CHAR*		208	15	1300
SHU1521CTCHAR		SHU1521CCHAR		SHU1521C24CHAR		240	15	1300
SHU1571CTCHAR		SHU1571CCHAR		SHU1571C24CHAR		277	15	1300
SHU1531CTCHAR		SHU1531CCHAR		SHU1531C24CHAR		347	15	1300
SHU1551CTCHAR		SHU1551CCHAR		SHU1551C24CHAR		480	15	1300
SHU1553CTCHAR*		SHU1553CCHAR*		SHU1553C24CHAR*		480	15	1300
SHU1561CTCHAR		SHU1561CCHAR		SHU1561C24CHAR		600	15	1300
SHU1563CTCHAR*		SHU1563CCHAR*		SHU1563C24CHAR*		600	15	1300
SHU2081CTCHAR		SHU2081CCHAR		SHU2081C24CHAR		208	20	1300
SHU2083CTCHAR*		SHU2083CCHAR*		SHU2083C24CHAR*		208	20	1300
SHU2021CTCHAR		SHU2021CCHAR		SHU2021C24CHAR		240	20	1300
SHU2071CTCHAR		SHU2071CCHAR		SHU2071C24CHAR		277	20	1300
SHU2031CTCHAR		SHU2031CCHAR		SHU2031C24CHAR		347	20	1300
SHU2051CTCHAR		SHU2051CCHAR		SHU2051C24CHAR		480	20	1300
SHU2053CTCHAR*		SHU2053CCHAR*		SHU2053C24CHAR*		480	20	1300
SHU2063CTCHAR*		SHU2063CCHAR*		SHU2063C24CHAR*		600	20	1300
SHU2583CTCHAR*		SHU2583CCHAR*		SHU2583C24CHAR*		208	25	1300
SHU2553CTCHAR*		SHU2553CCHAR*		SHU2553C24CHAR*		480	25	1300
SHU2563CTCHAR*		SHU2563CCHAR*		SHU2563C24CHAR*		600	25	1300
SHU3083CTCHAR*		SHU3083CCHAR*		SHU3083C24CHAR*		208	30	1400
SHU3053CTCHAR*		SHU3053CCHAR*		SHU3053C24CHAR*		480	30	1400
SHU3063CTCHAR*		SHU3063CCHAR*		SHU3063C24CHAR*		600	30	1400
SHU4053CTCHAR*		SHU4053CCHAR*		SHU4053C24CHAR*		480	40	2100
SHU4063CTCHAR*		SHU4063CCHAR*		SHU4063C24CHAR*		600	40	2100
SHU5053CTCHAR*		SHU5053CCHAR*		SHU5053C24CHAR*		480	50	2100
SHU5063CTCHAR*		SHU5063CCHAR*		SHU5063C24CHAR*		600	50	2100
SHU6053CTCHAR*		SHU6053CCHAR*		SHU6053C24CHAR*		480	60	2100
SHU6063CTCHAR*		SHU6063CCHAR*		SHU6063C24CHAR*		600	60	2100

* Three-phase unit that can be field-converted to a single phase unit
 * Three-phase unit
 --- not available

THROW DISTANCE AND HEAT RISE

UNITS	THROW DISTANCE		HEAT RISE		
	KW	M	FT.	°C	°F
2		8.5	28	17	31
3		8.5	28	35	62
4		8.5	28	52	93
5		9.4	31	55	99
7.5		9.4	31	54	97
10		9.4	31	85	153
15		10.7	35	52	93
20		11.3	37	89	160
25		10.2	33'6"	133	240
30		10.7	35	135	243
40		10.7	35	132	237
50		10.7	35	141	254
60		10.7	35	156	280

2 KW TO 10 KW UNITS

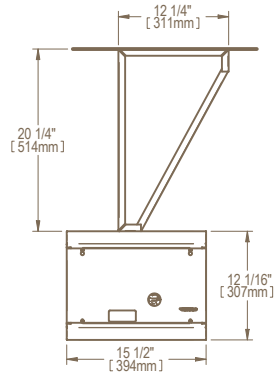
weight: approx. 40 lb (18 kg)



LEFT SIDE



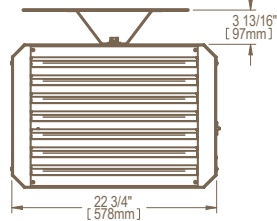
FRONT



RIGHT SIDE



LEFT SIDE



FRONT



RIGHT SIDE

15 KW TO 30 KW UNITS

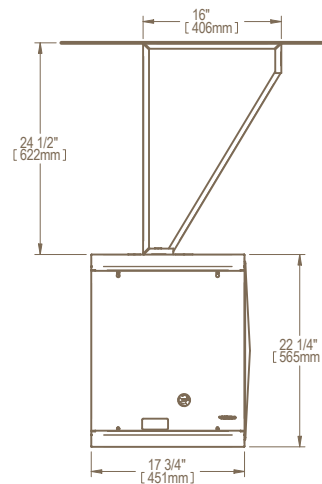
weight: approx. 67 lb (30 kg)



LEFT SIDE



FRONT



RIGHT SIDE

40 KW TO 60 KW UNITS

weight: approx. 100 lb (45 kg)