

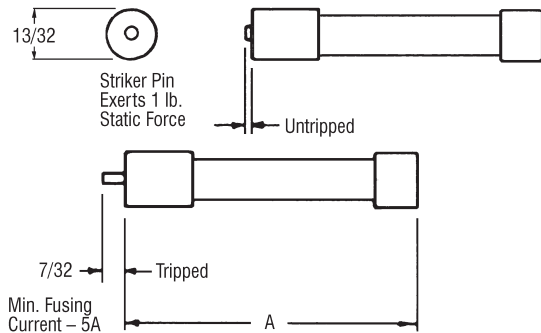
Blown Fuse Indicators

Trigger® Indicator

The Trigger Indicator (catalog number suffix TI) is available on many blade type fuses, primarily Form 101 semiconductor fuses and some Class L fuses. The TI allows blown fuses to be identified visually, eliminating the need for resistance or continuity testing.

Shawmut Trigger®

The Shawmut Trigger Indicator is a field-mountable blown-fuse indicator which is wired in parallel with the fuse to be monitored. The striker pin exerts a static force of one pound and may be used to actuate a switch. It is available in 130 volt (TI-130), 600 volt (TI-600), and 1500 volt (TI-1500) ratings. The TI-600 Trigger is a UL Listed accessory. The Shawmut Trigger is not a fuse and should only be used in parallel with fuses rated 70A or higher. To mount the Trigger, use two midget fuse clips (for 13/32" diameter fuses) found in the Fuse Clip section.


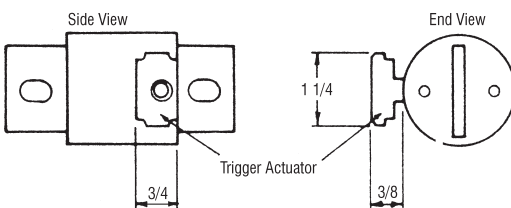


Catalog Numbers

Cat No.	Volts	Length A-In.
TI-130	0-130	2
TI-600	0-600	2
TI-1500	0-1500	3-1/2

Trigger® Actuator

The Trigger Actuator (catalog number suffix TA) has two functions and is an option available on many Amp-Trap® fuses. First, it provides visual indication of an open fuse and second, it provides a mount for an Add-On-Switch (AOS-) which can indicate a blown fuse via a signal light or initiate appropriate control action. The Trigger Actuator has no measurable I²t or arc voltage effect on fuses rated 65A or higher. It will add 2 to 5 amperes of long term rating and requires a minimum circuit voltage of 5 to 10 volts to activate.



Blown Fuse Indicators

Add-On Switch

Add-On-Switches contain one single-pole double-throw contact rated 4 amperes resistive and 1 ampere inductive at 250V AC maximum. Two versions of the Add-On-Switch are available. Catalog number AOS-S has screw terminals. Catalog number AOS-Q accommodates push-on connectors.

IL Indicator

The “IL” indicator, developed from proven designs, provides a blown fuse indication system which does not sacrifice the excellent I^2t characteristics of Mersen fuses. Its low voltage design requires just 0.9 volts to activate the indicator, thus insuring reliable fuse performance under all conditions. The red pop up button is located in the center of the fuse body for ease of visibility and optimum voltage isolation. Interference with busbar and cable connection is significantly less than other designs. The addition of the “IL” indicator provides blown fuse indication on virtually all Mersen fuses. Optional auxiliary microswitches for remote signaling are also available for use with the “IL” indicator.

Features/Benefits:

- Visual indication or remote signaling
- Optional auxiliary microswitches
- Same size for all fuses
- Retains optimum performance
- Operation at all times above 0.9 volts

Highlights:

- Low voltage design
- Center location
- Rugged construction
- Proven reliability
- AC or DC

For blown fuse indication on general purpose fuses, please consult factory.



Approvals:

- UL Recognized

