

2

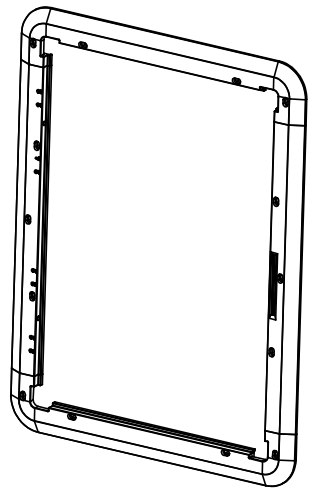
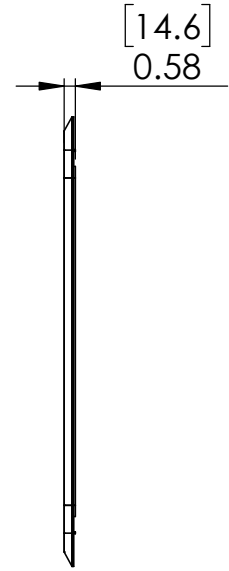
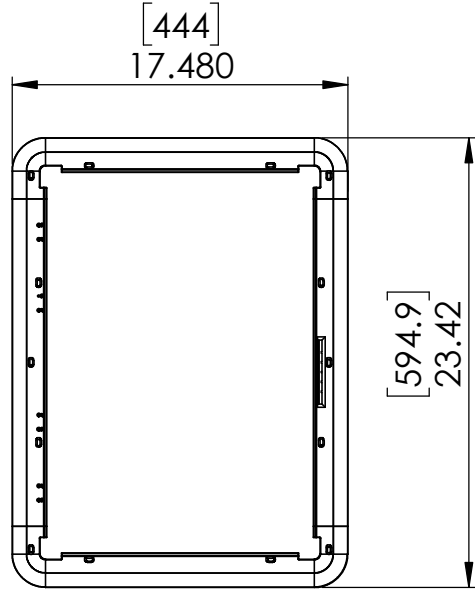
1

B

B

A

A



|   |         |   |           |
|---|---------|---|-----------|
| DIMENSIONS ARE IN INCHES<br>UNLESS OTHERWISE SPECIFIED  |         | DRAWN<br>-  | DATE<br>- |
| <b>TOLERANCES</b>                                       |         | APPROVED<br>-   | DATE<br>- |
| 2 PLACE DECIMAL   | ± .02   |   |           |
| 3 PLACE DECIMAL   | ± .005  |   |           |
| 4 PLACE DECIMAL   | ± .0005 |   |           |
| ANGULAR   | ± 30'   |   |           |
| MATERIAL  |         | <b>PROPRIETARY AND CONFIDENTIAL</b><br>THE INFORMATION CONTAINED<br>IN THIS DRAWING IS THE SOLE<br>PROPERTY OF OnQ/LEGRAND.<br>ANY REPRODUCTION IN PART OR<br>AS A WHOLE WITHOUT THE WRITTEN<br>PERMISSION OF OnQ/LEGRAND<br>IS PROHIBITED. |           |
| FINISH  |         |   |           |
| WEIGHT  |         |   |           |
| DRAWING IS 3RD ANGLE PROJECTION<br>DO NOT SCALE DRAWING |         |   |           |



P.O. Box 60907  
Harrisburg, PA 17106-0907  
1-800-321-2343

|                      |                          |                 |        |
|----------------------|--------------------------|-----------------|--------|
| DESCRIPTION:         |                          |                 |        |
| <b>20" TRIM RING</b> |                          |                 |        |
| SIZE<br><b>A</b>     | DWG NO<br><b>ENP2001</b> | REV<br><b>A</b> |        |
| SCALE<br>1:5         | SURFACE AREA             | SHEET           | 1 OF 1 |

2

1