

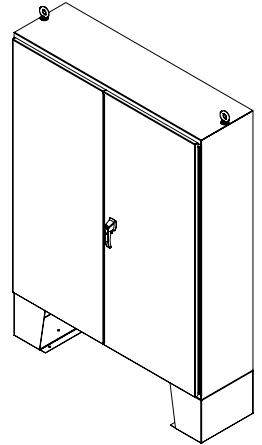
PART No. 1422E16F

for more information visit

www.hammfg.com

Data subject to change without notice

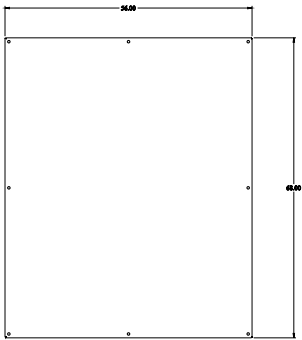
Isometric drawing Not to Scale




ISOMETRIC VIEW



TOP VIEW



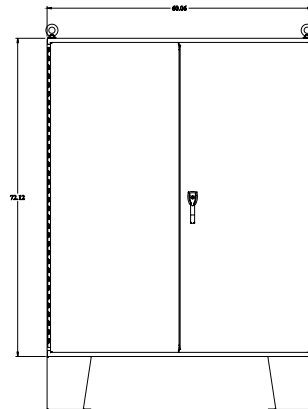
INNER PANEL



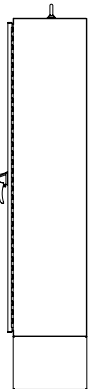
BACK SIDE VIEW



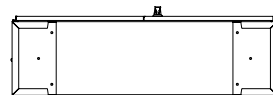
LEFT SIDE VIEW



FRONT VIEW



RIGHT SIDE VIEW



BOTTOM VIEW