





# Grounding

## Ground rod clamps



Cat. no.	Water pipe size (in.)	Ground wire size (AWG)		Galv. steel (in.)	Copper clad (in.)
		Min.	Max.		
<b>Ground clamp (zinc alloy body / steel screws)</b>					
 CI3106	½ to 1	10 sol.	2 str.	⅝ to 1 *	-
<b>Ground clamp (zinc alloy body / steel screws)</b>					
 CI3108	½ to 1	10 sol.	2 str.	⅝ to 1 *	-
For connecting grounding conductor to either galvanized steel rod or water pipe.					
<b>Ground clamps (brass body / brass screws)</b>					
 CI3110U	½ to 1	10 sol.	2 str.	⅝ to 1 *	⅝ to 1
For connecting grounding conductor to either galvanized steel rod, copper-clad rod or water pipe. CSA certified for wet locations and for direct burial.					
<b>Ground clamps (brass body / brass screws)</b>					
 CI3112U	1¼ to 2	10 sol.	2 str.	-	-
For connecting grounding conductor to water pipe. CSA certified for wet locations and for direct burial					

\* Reversible.

## Grounding

### Ground rod clamps



Cat. no.	Water pipe size (in.)	Ground wire size (AWG)		Galv. steel (in.)	Copper clad (in.)
		Min.	Max.		
<b>Ground rod clamps (bronze body / brass screws)</b>					
CIGRC58	–	8 sol.	1/0 str.	5/8	5/8
CIGRC34	–	8 sol.	1/0 str.	3/4	3/4



CIGRC-58

For connecting grounding conductor to either galvanized steel rod or copper-clad rod  
CSA certified for wet locations and for direct burial



Cat. no.	Rod size		Ground wire size				Thread size UNC-2A
	in.	mm	Min. (AWG)	Max. (AWG)	Min. (mm <sup>2</sup> )	Max. (mm <sup>2</sup> )	
<b>Ground rod clamps</b>							
<b>Socket type</b>							
JAB12	1/2	12.7	10 sol.	2 str.	5.2	33.6	7/16-14
JAB34C	3/4 + 5/8	15.8	8 sol.	3/0 str.	8.3	95.0	7/16-14
JAB1	1	25.0	8 sol.	4/0 str.	8.3	107.1	7/16-14
<b>Hex head bolt</b>							
JAB12H	1/2	12.7	10 sol.	2 str.	5.2	33.6	7/16-14
JAB58H	5/8	15.8	8 sol.	1/0 str.	8.3	53.4	7/16-14
JAB34H	3/4	19.0	8 sol.	1/0 str.	8.3	53.4	7/16-14
JAB1H	1	25.0	8 sol.	4/0 str.	8.3	107.1	7/16-14



JAB12

Cast of high strength corrosion-resistant copper alloy. Both hex head and socket set screw available. Long bearing surface of clamp on ground wire secures ground connection  
UL listed for direct burial.



Cat. no.	Rod size		Ground wire size				Thread size UNC-2A
	in.	mm	Min. (AWG)	Max. (AWG)	Min. (mm <sup>2</sup> )	Max. (mm <sup>2</sup> )	
<b>Type G budget line ground rod clamps</b>							
G3*	3/8	9.5	10 sol.	4 str.	5.2	21.1	5/16-18
G4	1/2	12.7	10 sol.	2 str.	5.2	33.6	3/8-16
G5	5/8	15.8	10 sol.	2 str.	5.2	33.6	3/8-16
G6	3/4	19.0	10 sol.	2 str.	5.2	33.6	3/8-16



G3


A dependable ground connection offered at a substantial saving. Cast of high strength corrosion-resistant copper alloy. Hex head bolts. Simplified compact design will make a lasting trouble-free connection. UL listed for direct burial.

\* Not CSA certified

## Grounding

### Grounding bushings



	Cat. no.	Trade size (in.)	Ground wire size (AWG)
<b>Insulated grounding bushings</b>			
 <p>CI2604</p>	CI2604	1/2	14-6
	CI2606	3/4	14-6
	CI2608	1	14-6
	CI2610	1 1/4	14-4
	CI2612	1 1/2	14-4
	CI2616	2	6-1/0
	CI2620	2 1/2	6-1/0
	CI2624	3	2-4/0
	CI2628	3 1/2	2-4/0
	CI2632	4	2-4/0

With solid copper lug

## Grounding

Ground electrode plates, boxes and wedge clamps

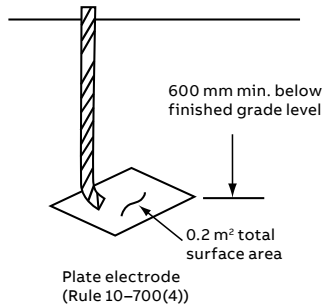


1016TB

- ¼ in. hot dipped galvanized steel
- As efficient as two ground rods
- Must be buried at least 24 in. below finished grade level according to CEC rule 10-700



	Cat. no.	Description	Wire range (AWG)
<b>Ground electrode steel plates</b>			
<b>Diagram</b>	1016TB	Galvanized grounding plate	8 sol. to 3/0 str.
	1016BTB	Galvanized grounding plate (complete with ground rod clamp)	8 sol. to 3/0 str.



10 in. x 16 in. x ¼ in. thick.

	Cat. no.	Description
<b>Ground electrode boxes</b>		
	51628	Pregalvanized steel
	51629	Hot dip galvanized steel
	51628-ALTA	Ground electrode box for Alberta only

51628

14 gauge steel, 10 in. diameter, 12 in. depth.

Cat. no.	Conductor range (AWG)			Typical tensile values	
	ACSR	AL	AAAC	Conductor	Value (lb)
<b>Type W – Aluminum service wedge clamps for use with ACSR, AL, AAAC conductor</b>					
W20-1	1/0	2/0 str.–2 sol.	1/0–4	1/0–6 x 1 ACSR	1,800
W20-1-AN	1/0	2/0 str.–2 sol.	1/0–4	1/0–6 x 1 ACSR	1,800
W40-1	4/0–2/0	4/0 str.–2/0 sol.	4/0–2/0	4/0–6 x 1 ACSR	1,900
W40-1B	4/0–2/0	4/0 str.–2/0 sol.	4/0–2/0	4/0–6 x 1 ACSR	1,900



W20-1

W40 series clamps rated 850 lb ultimate tension for 1/0 ACSR, AL or AAAC.