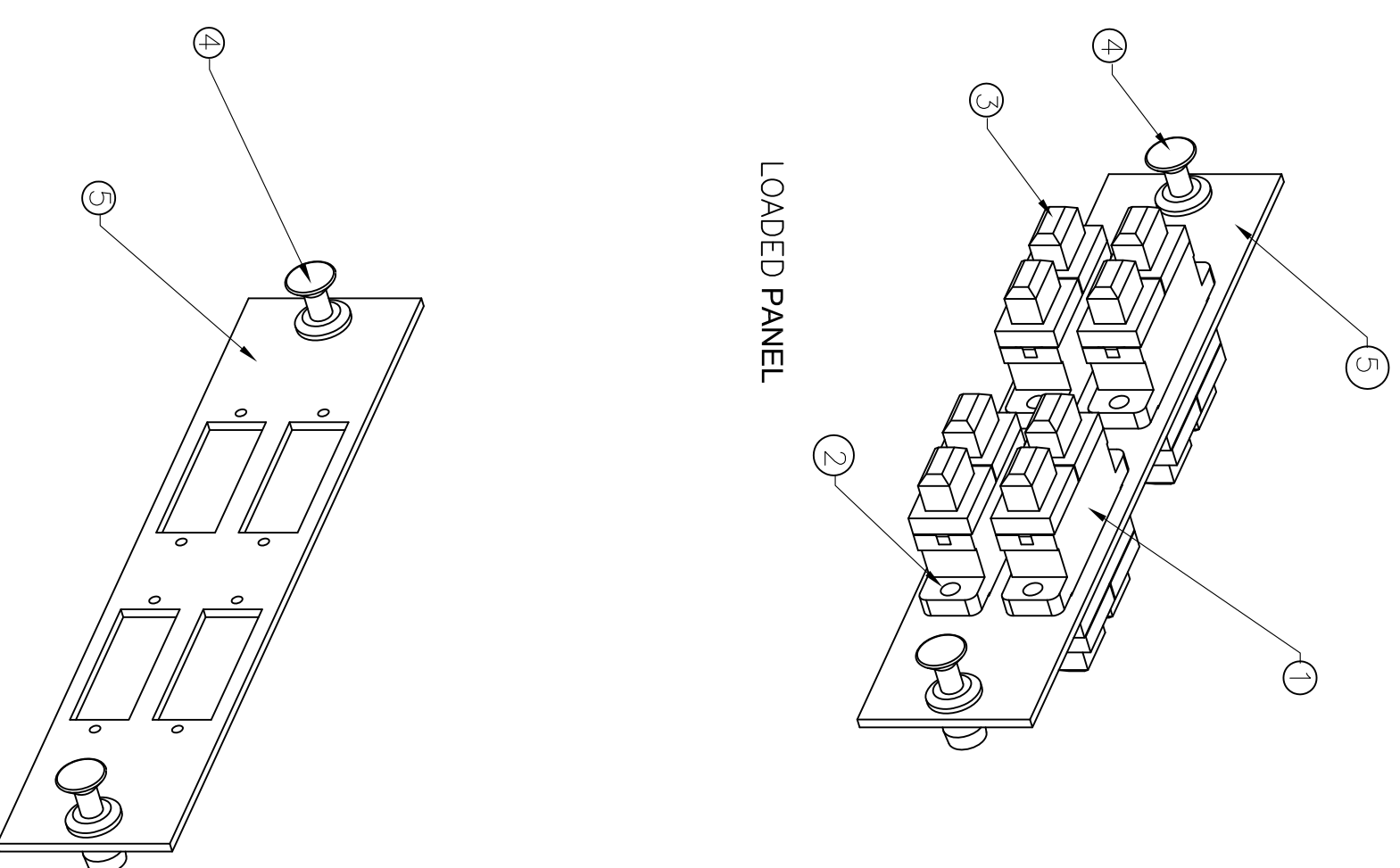
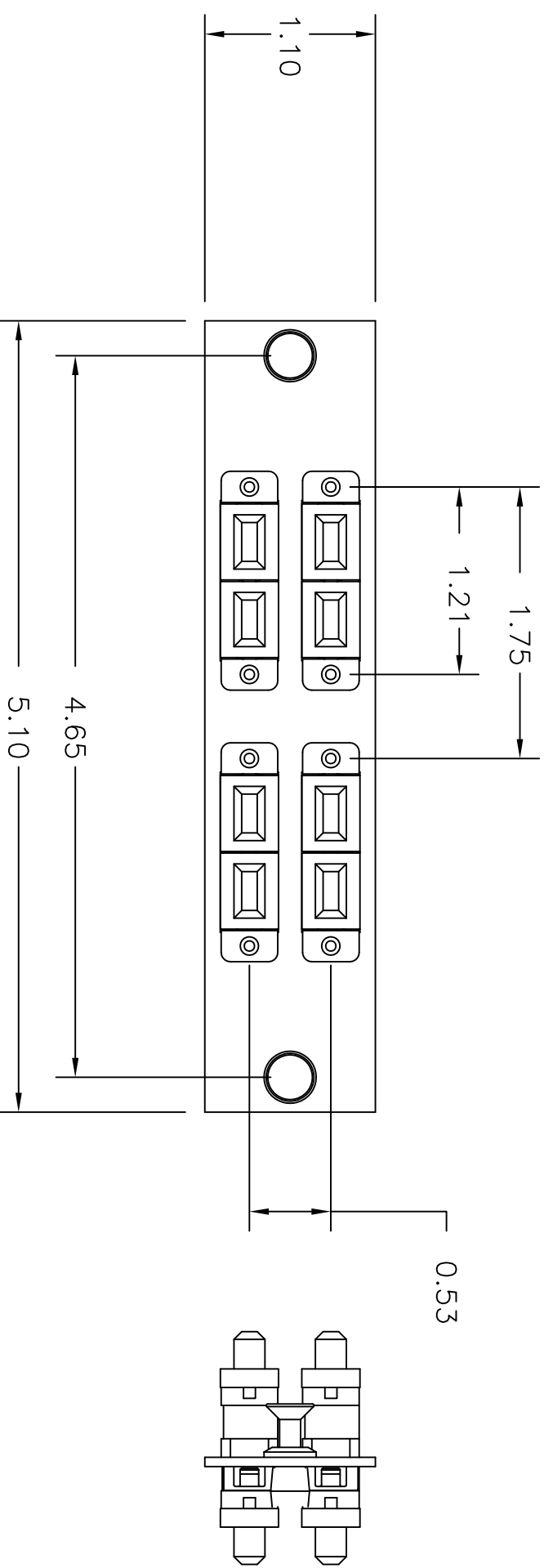
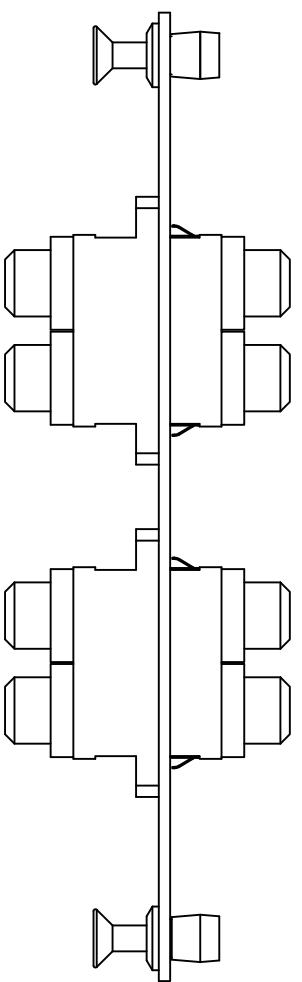


ITEM NO.	DESCRIPTION	QTY.
1	MTP DUPLEX ADAPTER	4
2	SCREW, ADAPTER	8
3	DUST CAP	16
4	NYLATCH PUSH FASTENER	2
5	FSP PANEL 4 PORT SC DUPLEX	1

CATALOG NUMBER	DESCRIPTION
FSPMTPDAQ4	FSP PANEL WITH 4 MTP DUPLEX AQUA ADAPTERS
FSPMTPDBE4	FSP PANEL WITH 4 MTP DUPLEX BEIGE ADAPTERS
FSPMTPDBK4	FSP PANEL WITH 4 MTP DUPLEX BLACK ADAPTERS
FSPMTPDB4	FSP PANEL WITH 4 MTP DUPLEX BLUE ADAPTERS
FSPMTPDGN4	FSP PANEL WITH 4 MTP DUPLEX GREEN ADAPTERS
FSPSCD4X	FSP PANEL WITH 4 SC DUPLEX OPENINGS, UNLOADED



- NOTES:
1. SUPPLIED WITH PUSH/PULL FASTENERS FOR EASY INSTALLATION/REMOVAL.
 2. PANELS FIT INTO HUBBELL WALL MOUNT AND RACK MOUNT CABINETS.
 3. SURFACE FINISH: BLACK POWDER COAT.
 4. ADAPTERS SUPPLIED WITH DUST CAPS INSTALLED
 5. ZIRCONIA CERAMIC ALIGNMENT SLEEVES IN ALL ADAPTERS FOR HIGH PERFORMANCE APPLICATIONS.
 6. SPECIFICATIONS SUBJECT TO CHANGE WITHOUT NOTICE.

REV.	ECN	DATE	DESCRIPTION	CHG BY	APPD BY
A	17866	05/08/12	INITIAL RELEASE	MMA	

Created on AUTOCAD

DIMENSIONING AND TOLERANCE PER ANSI Y14.5M-1982 UNLESS OTHERWISE SPECIFIED, DIMENSIONS ARE IN INCHES (MM). TOLERANCES

XX = ±.01 (.25)
 .XXX = ±.005 (.127)
 .XXXX = ±.0025 (.0635)
 ANGLE TOL #1°

IN ACCEPTING OUR DRAWINGS, BLUEPRINTS, OR SUPPORTING DOCUMENTATION FOR QUOTATION OR OTHER PURPOSES, YOU AGREE NOT TO DISCLOSE TO OTHERS THE IDEAS, INFORMATION, OR DESIGNS SHOWN HEREIN, AND THAT YOU WILL MAKE NO USE OF SAME WITHOUT PERMISSION

PROJECT REFERENCE:
2012-003

MATERIAL:
PANEL:
0598" CRS WITH BLACK POWDER COAT FINISH

DRAWN BY:
M. ABBY 05/08/12

CHECKED BY:

APPROVED BY:

TITLE:
ASSY, FSP PANEL WITH 4 MTP DUPLEX ADAPTERS

HUBBELL
Hubbell Premise Wiring
HUBBELL INCORPORATED (Delaware)
14 Lord's Hill Road, Stonington, Connecticut 06378

SCALE: N/A

SHEET 1 **OF** 1

REV. A