




EXCLUSIVE QUICK WIRING PLUG

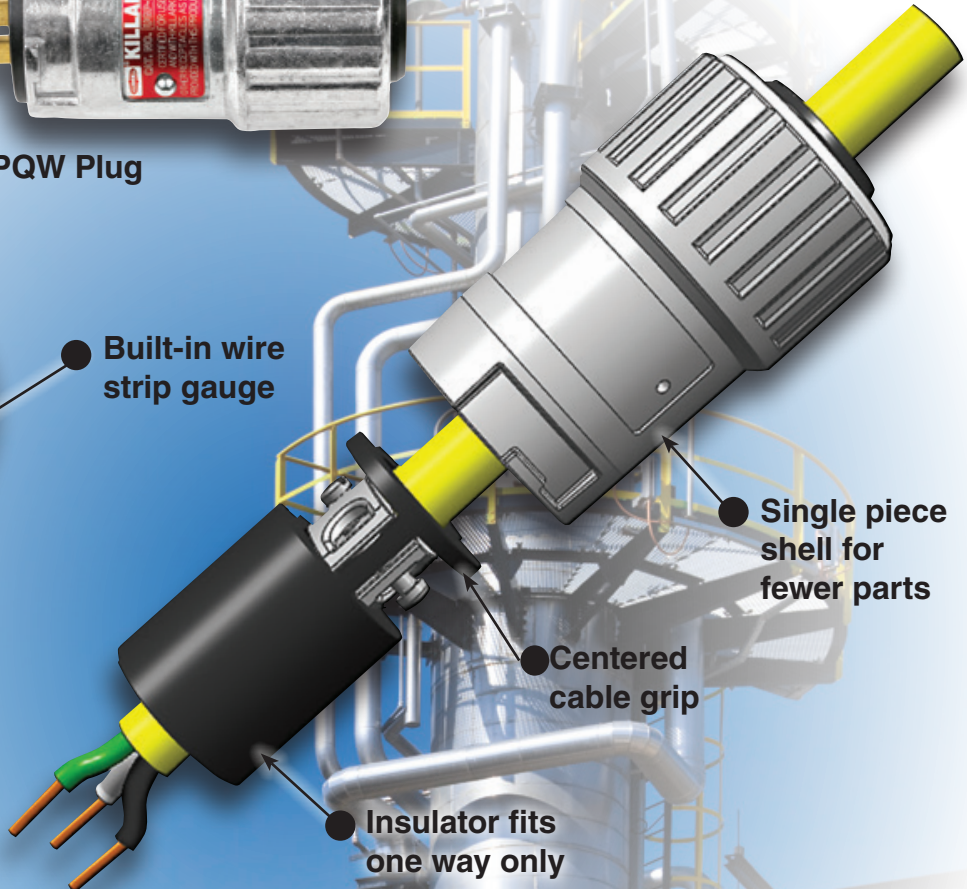


UGPQW Plug



Built-in wire strip gauge


Wire guides enables easy conductor installation



Single piece shell for fewer parts

Centered cable grip

Insulator fits one way only



Side tightening terminals use full sized #2 screwdriver (either flat or Phillips)



Old style insulator requires miniature screwdriver



RECEPTACLES

ACCEPTOR® SERIES



UGR / UGP BLADED RECEPTACLES



UGR Receptacle



UGPQW Plug



Class I, Div. 1 & 2, Groups B[Ⓢ], C, D
Class I, Zones 1 & 2, Groups IIB+H₂, IIA
Class II, Div. 1 & 2, Groups F, G
Class III
NEMA 3, 7 (B, C, D), 9 (F, G)

UL LISTED File No. E91049 and/or E53660

SP Certified File No. LR14667

Wire Size

Suitable for 14-10 guage SOOW or similar cable

FEATURES-SPECIFICATIONS

ACCEPTOR®

The ACCEPTOR® UGP/UGR Plug and Receptacle system, with its unique, patented design, is interchangeable^① with other NEMA bladed type explosion-proof and dust ignition proof devices. The series has been tested and classified for use with Crouse-Hinds® Ark-Gard®2 and Appleton® U-Line® plugs and receptacles in hazardous locations. ^① **Now available in GFCI versions. See pages PR20-PR21**

How The Acceptor System Works

ACCEPTOR receptacles contain an integral switch which must be closed to energize the circuit. The design permits only an approved plug to be energized. To actuate the switch, the plug must be inserted and rotated clockwise approximately 45°. The plug will lock into this position preventing accidental disengagement. To remove, simply push in then turn the plug counterclockwise and pull straight out.

Plugs and receptacles may be used where interchangeable bladed devices are needed in locations made hazardous by the presence of flammable gases or vapors, combustible dusts or easily ignitable fibers and flyings.

Plug can serve to provide power for portable equipment used in both hazardous and non-hazardous areas.

Applications

- Petroleum Refineries, Chemical Plants
- Wet/Damp/Corrosive Areas
- Grain Elevators/Feed Mills

^① Exact models classified for interchangeability are listed in the information sheet provided with the products. Ark-Gard® is a registered trademark of Crouse-Hinds®. U-Line® is a registered trademark of Appleton Electric Company®.

^② Plugs Rated Group B when used with properly rated & installed receptacles. See next page.

Features

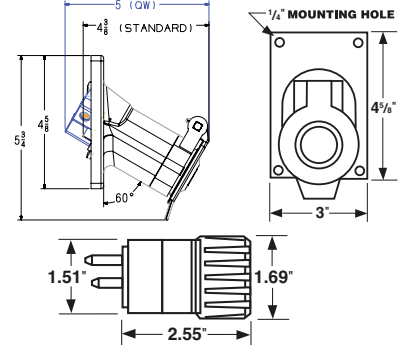
- All external hardware is 316 stainless steel to provide low maintenance and long life
- Factory sealed chamber in UGR receptacle contains switch's arcing components
- No additional external seals are required, except in Group B applications

Quick Wiring Plug

- Single piece shell for fewer parts
- Transparent wiring entrance holes for easy conductor insertion
- Screws tighten from side with "full sized" screwdriver (slot/Phillips)
- Insulator fits "one way"
- Centered cable grip



- Receptacles are U.L. Listed as raintight. Proper sealing against moisture is assured
- Spring loaded receptacle cover closes when plug is removed to provide protection when not in use
- Copper-free aluminum (less than 4/10 of 1%) alloy resists corrosion
- Electrostatically applied and baked powder epoxy/polyester finish



PLUG

ACCEPTOR® plugs conform to NEMA configurations and can be used with standard receptacles in non-hazardous areas to maximize equipment utilization. The system's "turn to engage" feature locks in

plug and can be used to prevent accidental disengagement of critical equipment.

Plugs for use with type S, SO, ST or STO heavy duty cord.

VOLTAGE	NEMA CONFIGURATION	CATALOG NUMBER	
		15 AMP PLUG W/QUICK WIRING*	20 AMP PLUG W/QUICK WIRING*
125VAC	 5-15P	UGP-15231QW	UGP-20231QW
250VAC	 6-15P	UGP-15232QW	UGP-20232QW

*For Old Style plug remove QW from Catalog Number




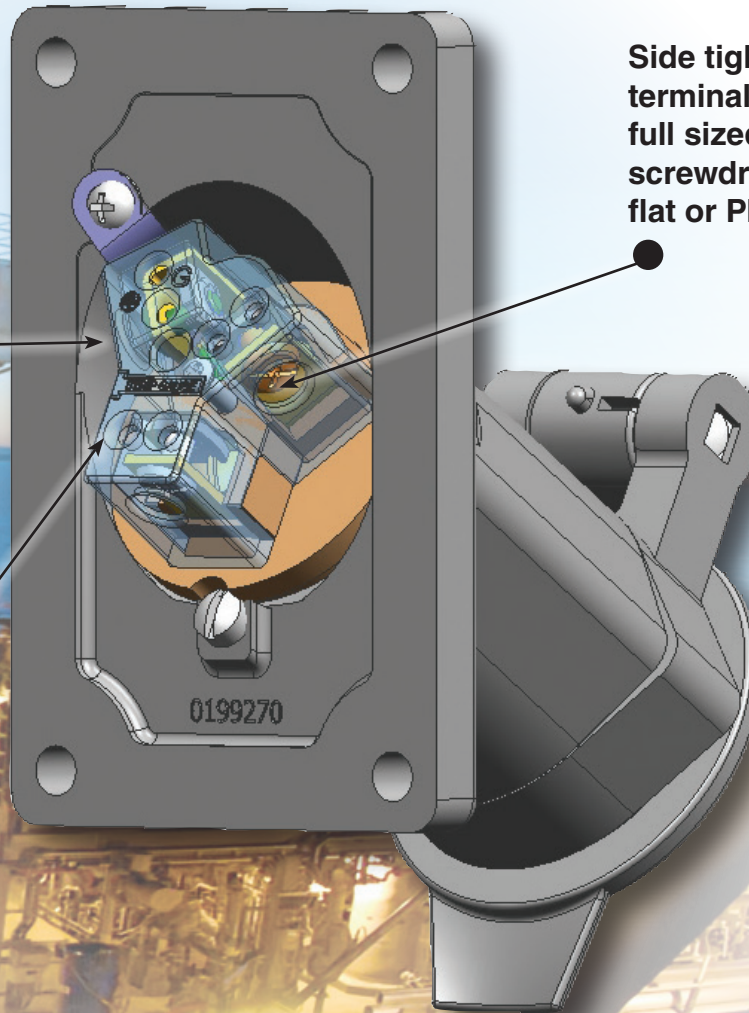
EXCLUSIVE QUICK WIRING RECEPTACLE

One or two conductors per phase

2nd conductor set feeds next receptacle in circuit

Wire Guides enable easy conductor insertion

Side tightening terminals use full sized #2 screwdriver (either flat or Phillips)



Old Style Terminals

- Recessed – Difficult to attach conductors
- Conductor must be curled – Full engagement uncertain
- Flat Screwdriver only
- Designed for one conductor – required jumper or “double wiring”

RECEPTACLES

ACCEPTOR® SERIES



UGRO QUICK WIRING SELECTION INFORMATION




SWB-1, 2, 3



SWB-4, 5, 6

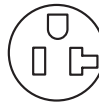
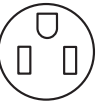




Single Gang



Double Gang

FEATURES-SPECIFICATIONS

RECEPTACLES AND ASSEMBLIES ^④					
NEMA RATING & CONFIGURATION	ENCLOSURE STYLE	HUB SIZE	SINGLE GANG ^{③④} GROUPS C, D, F, & G*	DOUBLE GANG ^{③④} GROUPS C, D, F, & G*	SINGLE GANG ^{①②} GROUPS B, C, D, F & G*
20 Amp 125 Volt 2 POLE 3 WIRE  5-20R	RECEPTACLE ONLY	—	UGR0-20231QW	UGR0-20231QW	—
	DEAD END	1/2"	UGR1-20231QW	UGR7-20231QW	UGRB1-20231QW
		3/4"	UGR2-20231QW	UGR8-20231QW	UGRB2-20231QW
		1"	UGR3-20231QW	UGR9-20231QW	UGRB3-20231QW
	FEED-THRU	1/2"	UGR4-20231QW	UGR10-20231QW	UGRB4-20231QW
		3/4"	UGR5-20231QW	UGR11-20231QW	UGRB5-20231QW
1"		UGR6-20231QW	UGR12-20231QW	UGRB6-20231QW	
15 Amp 125 Volt 2 POLE 3 WIRE  5-15R	RECEPTACLE ONLY	—	UGR0C-15231QW	UGR0C-15231QW	—
	DEAD END	1/2"	UGR1C-15231QW	UGR7C-15231QW	UGRB1C-15231QW
		3/4"	UGR2C-15231QW	UGR8C-15231QW	UGRB2C-15231QW
		1"	UGR3C-15231QW	UGR9C-15231QW	UGRB3C-15231QW
	FEED-THRU	1/2"	UGR4C-15231QW	UGR10C-15231QW	UGRB4C-15231QW
		3/4"	UGR5C-15231QW	UGR11C-15231QW	UGRB5C-15231QW
1"		UGR6C-15231QW	UGR12C-15231QW	UGRB6C-15231QW	
20 Amp 250 Volt 2 POLE 3 WIRE  6-20R	RECEPTACLE ONLY	—	UGR0-20232QW	UGR0-20232QW	—
	DEAD END	1/2"	UGR1-20232QW	UGR7-20232QW	UGRB1-20232QW
		3/4"	UGR2-20232QW	UGR8-20232QW	UGRB2-20232QW
		1"	UGR3-20232QW	UGR9-20232QW	UGRB3-20232QW
	FEED-THRU	1/2"	UGR4-20232QW	UGR10-20232QW	UGRB4-20232QW
		3/4"	UGR5-20232QW	UGR11-20232QW	UGRB5-20232QW
1"		UGR6-20232QW	UGR12-20232QW	UGRB6-20232QW	
15 Amp 250 Volt 2 POLE 3 WIRE  6-15R	RECEPTACLE ONLY	—	UGR0C-15232QW	UGR0C-15232QW	—
	DEAD END	1/2"	UGR1C-15232QW	UGR7C-15232QW	UGRB1C-15232QW
		3/4"	UGR2C-15232QW	UGR8C-15232QW	UGRB2C-15232QW
		1"	UGR3C-15232QW	UGR9C-15232QW	UGRB3C-15232QW
	FEED-THRU	1/2"	UGR4C-15232QW	UGR10C-15232QW	UGRB4C-15232QW
		3/4"	UGR5C-15232QW	UGR11C-15232QW	UGRB5C-15232QW
1"		UGR6C-15232QW	UGR12C-15232QW	UGRB6C-15232QW	

① Items in this column are suitable for Class I, Group B in addition to Class I, Groups C, D. Also suitable for Class I, Zone 1, Groups IIB+H₂, IIA.

② Seals must be installed within 6 inches of conduit opening.

③ Items in this column may also be used in Class I, Zone 1, Groups IIB, IIA. Assembly numbers not rated for Group B are shipped as receptacle & back box components.

④ Refer to Killark full-line catalog Section C for additional SWB Series Back Box configurations.

⑤ U.S. and Canadian Codes allow "T" combination slot receptacles to be used with 15A or 20A plugs. Check breaker and wire feed size for proper application ratings.

NOTE: For replacement receptacle cover and hinge, order KIT-173. For dimension see PR15.

* For Old Style plug remove QW from Catalog Number